# DANZIGER

## ANNUALS

Technical Product Pages

2027-2028



# AGUILERA™ VIOLET

*Ageratum houstonianum*

- Abundance of flowers
- Attract pollinators
- Mounded compact habit

| Mounded | 12-15 cm Gal, Patio pot | 25-30 cm 10-12 in | 25-30 cm 10-12 in | Heat tolerant |
|---|---|---|---|---|



DANZIGER

# AGUILERA™

*Ageratum houstonianum*

For additional information and availability: AGUILERA™

PROPAGATION TIPS

Stick on priority – Number 2 out of 4 categories

| Average Time | Temperature | Hormone | Fertilization | Fungicide |
|---|---|---|---|---|
| 4 weeks | Weeks 1 - 2<br>72° / 74° F<br>(22° / 23° C) | No | Weeks 1-2 50 ppm N | Spray fungicide to control Botrytis and bacteria day of sticking |
| | Weeks 3 - 4<br>65° - 68° F (18° - 20° C) | | Weeks 3-4<br>100 to 125 ppm N | Day of sticking & Week 2 |

| Rooting | pH | EC | Temp. | Feed | Light | PGR | Fungicide | Comments |
|---|---|---|---|---|---|---|---|---|
| Week 1 | 5.8 / 6.2 | 0.80 | 72° / 74° F<br>(22° / 23° C) | 50 ppm N in mist | | | Day of sticking | |
| Week 2 | 5.8 to 6.2 | .80 to .90 | 72° / 74° F<br>(22° / 23° C) | 50 ppm N in mist | | | Second fungicide app | |
| Week 3 | 5.8 to 6.2 | .90 to 1.0 | Cool to<br>65° - 68° F<br>(18° - 20° C) | Feed 100 ppm to 125 ppm N | | Daminozide as needed | | |
| Week 4 | 5.8 to 6.2 | 1.0 to 1.2 | 65° - 68° F<br>(18° - 20° C) | feed 100 to 125 ppm N | | | | |

- **Irrigation specification -** Remove from mist as soon as possible. Scout specifically for Botrytis

- Daminozide at 1500 ppm week 3.

DANZIGER

# AGUILERA™

For additional information and availability: AGUILERA™

## *Ageratum houstonianum*

FINISHING TIPS

- Pinch is optional
- Ageratum is a long day plant so extending the day or night interruption will hasten flowering
- Cool temperature finishing for best quality

| Average Time (from liners) | Temperature | Pinch/ Daylength Modification | Fertilization | Plant Growth Regulator |
|---|---|---|---|---|
| 5 to 7 wks | Average Day | Pinch - Optional Night interruption or extended day - Optional | 150 - 200 ppm N | In liner and finish stages as required |
| (12 cm) 5” pot 1 ppp | 65° - 68° (18° - 20° C) | | | |
| 6 to 8 wks | | | Soil EC 1.0 - 1.2 pH 5.8 to 6.2 | |
| (15 cm) 6 ½” 1 ppp | | | | |

| Finishing | pH | EC | Temp. | Feed | Light | PGR | Fungicide | Comments |
|---|---|---|---|---|---|---|---|---|
| **Week 5 Transplant** | 5.8 to 6.2 | 1.0 to 1.2 | 65° to 68° F (18° to 20° C) | Feed 150 to 200 ppm | optional | Daminozide as needed | Spray fungicide after transplant | |
| **Week 5 to 12** | 5.8 to 6.2 | 1.0 to 1.2 | 65° to 68° F (18° to 20° C) | Feed 150 to 200 ppm | | Paclobutrazol Drench at 1 ppm | | Paclobutrazol 1 ppm drench when plants reach 85% of desired size |

- Additional Iron (Fe) or Manganese (Mn) may be required depending on water quality and alkalinity
- PGR - Spray Daminozide at 1500 to 2500 ppm early on finished plants - Paclobutrazol drench application at 1 ppm for finishing if required
- Maintain good airflow and allow plants to dry before nightfall
- Scout for Thrips on a regular basis
- PGR applications are based on the label instructions of the commercial product used
- EC guidelines are based on the 2:1 water extraction method

| | | |
|---|---|---|
| **Pests** | Aphids | ACETAMIPRID, FLONICAMID, IMIDACLOPRID,DICHLORVOS |
| | Thrips | METHIOCARB, ACRINATHRIN, ABAMECTIN, DICHLORVOS, SPINOSAD |
| **Diseases** | Botrytis | CYPRODINIL+FLUDIOXONIL, IPRODIONE, POLYOXIN |
| | Pythium Phytophthora | PROPAMOCARB / MEFENOXAM |
| | Rhizoctonia | AZOXYSTRONBIN / ETRIDIAZOLE / FLUDIOXONIL / PCNB |

DANZIGER

# ALONIA™

## Angelonia angustifolia

- Early flowering – Average  finishing time (from liners) 8-9 weeks
- Good heat tolerance
- Relatively high drought tolerance
- Can be grown in small pots and will continue to gain size in the garden

| Upright | 12-18 Patio Pots | Landscape | Heat tolerant | Pollinator Friendly |
|---|---|---|---|---|

| ALONIA™ BIG | | ALONIA™ MEDIUM | |
|---|---|---|---|
| 30-36 cm 12-14 in | 30-41 cm 14-16 in | 30-36 cm 12-14 in | 25-36 cm 10-14 in |



.ALONIA™ Big Bicolor Pink Imp

DANZIGER

# The **ALONIA™ BIG** Series




**ALONIA™ Big Neon Red**
AL-22-1760




**ALONIA™ Big Pink**
AL-23-1834



**ALONIA™ Big Bicolor Pink Imp**



**ALONIA™ Big Bicolor Purple**



**ALONIA™ Big Blue**



**ALONIA™ Big Cherry**



**ALONIA™ Big Dark Pink**



**ALONIA™ Big Grape**



**ALONIA™ Big Indigo**



**ALONIA™ Big Snow**

DANZIGER

# The **ALONIA™** Series




**ALONIA™ Bicolor Lilac**
AL-21-1610




**ALONIA™ Bicolor Lavender**
AL-22-1690



**ALONIA™ Dark Lavender**



**ALONIA™ Pink Flirt**



**ALONIA™ Purple**



**ALONIA™ Snowball**



**ALONIA™ Violet**

DANZIGER

PROPAGATION TIPS

# ALONIA™

*Angelonia Angustifolia*

For additional information and availability: ALONIA™

Stick on priority – Number 3 out of 4 categories

| Average Time | Temperature | Hormone | Fertilization | Fungicide |
|---|---|---|---|---|
| 5 weeks | Weeks 1 - 3<br>72°/74°F<br>(22°/23°C) | Optional | Weeks 1-2<br>50 ppm N | Spray fungicide to control Botrytis and bacteria day of sticking |
| | Weeks 4 - 5<br>68° - 70° (20° - 21° C) | | Weeks 3-5<br>100 to 150 ppm N | Apply broad spectrum Week 2 |

- Misting specification: Remove from mist as soon as possible
  Spray adjuvant at sticking

- Maintain warm temperatures allowing plants to develop.
- Spray Daminozide at 2,500 to 3,750 ppm
- Pinch is optional in week 4 or at transplant

| Rooting | pH | EC | Temp. | Feed | Light | PGR | Fungicide | Comments |
|---|---|---|---|---|---|---|---|---|
| Week 1 | 5.8/6.2 | 0.80 | 72°/74°F<br>(22°/23°C) | 50 ppm N in mist | Not required | | Day of sticking | |
| Week 2 | 5.8/6.2 | .80 to .90 | 72°/74°F<br>(22°/23°C) | 50 ppm N in mist | Not required | | Second fungicide app | |
| Week 3 | 5.8/6.2 | .90 to 1.0 | 72°/74°F<br>(22°/23°C) | Feed 100 ppm to 150 ppm | Not required | | | |
| Week 4 | 5.8/6.2 | .90 to 1.0 | Cool to 68°/70°F<br>(20°/21°C) | Feed 100 to 150 ppm | Not required | Daminozide as needed | | |
| Week 5 | 5.8/6.2 | 1.0 to 1.2 | 68°F<br>(20°C) | Feed 100 to 150 ppm | Not required | Daminozide as needed | | |

DANZIGER

# ALONIA™

For additional information and availability: ALONIA™

## *Angelonia Angustifolia*

- Pinch week 4 in liner or at transplant is optional
- Plant liners below new soil to support plants at maturity

| Average Time (from liners) | Temperature | Pinch/ Daylength Modification | Fertilization | Plant Growth Regulator |
|---|---|---|---|---|
| 8 to 9 wks | Average Day | Pinch – Optional | 100 - 150 ppm N | In liner and finish stages |
| (12 cm) 5” pot 1 ppp | 65°-68° F (18°-20° C) | | | |
| 8 to 10 wks | 65°-68° F (18°-20° C) | | Soil EC 1.0 - 1.2 pH 5.8 to 6.2 | |
| (15 cm) 6 ½” 1 ppp | | | | |

| Finishing | pH | EC | Temp. | Feed | Light | PGR | Fungicide | Comments |
|---|---|---|---|---|---|---|---|---|
| **Week 5 Transplant** | 5.8 to 6.2 | 1.0 to 1.2 | 65° to 68° F (18° to 20° C) | Feed 100 to 150 ppm | | B-9 as needed | Spray fungicide after transplant | |
| **Week 6 to 13** | 5.8 to 6.2 | 1.0 to 1.2 | 65° to 68° F (18° to 20° C) | Feed 100 to 150 ppm | | Paclobutrazol Drench at 1 to 2 ppm | | Paclobutrazol 1 to 2 ppm drench if required |

| | | |
|---|---|---|
| **Pests** | Aphids | ACETAMIPRID, FLONICAMID, IMIDACLOPRID,DICHLORVOS |
| | Thrips | METHIOCARB,ACRINATHRIN, ABAMECTIN, DICHLORVOS, SPINOSAD |
| **Diseases** | Botrytis | CYPRODINIL+FLUDIOXONIL, IPRODIONE, POLYOXIN |
| | Pythium Phytophthora | PROPAMOCARB / MEFENOXAM |
| | Rhizoctonia | AZOXYSTRONBIN / ETRIDIAZOLE / FLUDIOXONIL / PCNB |

- PGR - Spray Daminozide at 2500 to 3750 ppm for finishing plants
  Paclobutrazol drench application at 1 to 2 ppm for finishing if required
- Spray broad spectrum fungicide after transplant
- Scout for Aphids and Thrips on a regular basis
- PGR applications are based on the label instructions of the commercial product used
- EC guidelines are based on the 2:1 water extraction method

FINISHING TIPS

DANZIGER

# ANGELIC™ Collection

*Argyranthemum frutescens*

- Big flowers
- More vigorous habit which continue to gain size in the garden
- Available in a variety of colors and bloom types
- Maize™ Imp. fast growing, early blooming

**Mounded**

**12-15 Gal, Patio Pots**



DANZIGER

# The **ANGELIC™ Collection**




**Angelic™ Solar Energy**
AR-21-5347




**Angelic™ Vivid pink**
AR-20-3327



**Angelic™ Burgundy**



**Angelic™ Giant Pink**



**™Everest**



**.Maize™ Imp**



**Neptune™**



**Sunny Spring™**

DANZIGER

PROPAGATION TIPS

# ANGELIC™

*Argyranthemum frutescens*

For additional information and availability: ANGELIC™

Stick on priority – Number 2 out of 4 categories

| Average Time | Temperature | Hormone | Fertilization | Fungicide |
|---|---|---|---|---|
| 4 weeks | Weeks 1 - 2<br>72 °/ 74° F<br>(22° / 23° C) | No | Weeks 1-2 50 ppm N | Spray fungicide to control Botrytis and bacteria day of sticking |
| | Weeks 3 - 4<br>65° - 68° (18° - 20° C) | | Weeks 3-4 100 to 150 ppm N | Day of sticking & Week 2 |

- **Irrigation specification -** Remove from mist as soon as possible

- Light in propagation for optimal growth and to hasten crop time. Argyranthemum respond to long days for flowering. Daminozide at 1,500- 2,500 ppm week 3.

| Rooting | pH | EC | Temp. | Feed | Light | PGR | Fungicide | Comments |
|---|---|---|---|---|---|---|---|---|
| Week 1 | 5.8 / 6.0 | 0.80 | 72 °/ 74° F (22° / 23° C) | 50 ppm N in mist | | | Day of sticking | |
| Week 2 | 5.8 to 6.0 | .80 to .90 | 72° / 74° F (22° / 23° C) | 50 ppm N in mist | | | Second fungicide app | |
| Week 3 | 5.8 to 6.0 | .90 to 1.0 | Cool to 68° / 70° F ( 20° / 21° C) | Feed 100 ppm to 150 ppm | | Daminozide as needed | | |
| Week 4 | 5.8 to 6.0 | 1.0 to 1.2 | 65° to 68° F (18° to 20° C) | feed 100 to 150 ppm | | Daminozide as needed | | |

DANZIGER

# ANGELIC™

For additional information and availability: ANGELIC™

## *Argyranthemum frutescens*

- Pinch is optional
- Cool temperature finishing for best quality

| Average Time (from liners) | Temperature | Pinch/ Daylength Modification | Fertilization | Plant Growth Regulator |
|---|---|---|---|---|
| 7 to 8 wks | Average Day | Pinch - Optional | 100 - 150 ppm N | In liner and finish stages |
| (12 cm) 5" pot 1 ppp | 68° to 72°F (20° to 22°C) | | | |
| 8 to 9 wks | 65° - 68° (18° - 20° C) | | Soil EC 1.0 - 1.2 pH 5.5 to 6.0 | |
| (15 cm) 6 ½" 1 ppp | | | | |

| Finishing | pH | EC | Temp. | Feed | Light | PGR | Fungicide | Comments |
|---|---|---|---|---|---|---|---|---|
| **Week 5 Transplant** | 5.7 to 6.0 | 1.0 to 1.2 | 68° to 72°F (20° to 22°C) | Feed 100 to 150 ppm | Day Neutral | Daminozide as needed | Spray fungicide after transplant | |
| **Week 5 to 13** | 5.7 to 6.0 | 1.0 to 1.2 | 65° to 68° F (18° to 20° C) | Feed 100 to 150 ppm | Not Required | Paclobutrazol Drench at 1 to 2 ppm | | Paclobutrazol 1 to 2 ppm drench when plants reach 85% of desired size |

| | | |
|---|---|---|
| **Pests** | Aphids | ACETAMIPRID, FLONICAMID, IMIDACLOPRID,DICHLORVOS |
| | Thrips | METHIOCARB,ACRINATHRIN, ABAMECTIN, DICHLORVOS, SPINOSAD |
| **Diseases** | Botrytis | CYPRODINIL+FLUDIOXONIL, IPRODIONE, POLYOXIN |
| | Pythium Phytophthora | PROPAMOCARB / MEFENOXAM |
| | Rhizoctonia | AZOXYSTRONBIN / ETRIDIAZOLE / FLUDIOXONIL / PCNB |

- Additional Iron (Fe) or Manganese (Mn) may be required depending on water quality and alkalinity
- PGR - Spray Daminozide at 1,500- 2,500 ppm on young finished plants Paclobutrazol drench application at 2 ppm for finishing if required
- Maintain good airflow and allow plants to dry before nightfall
- Scout for Thrip on a regular basis
- PGR applications are based on the label instructions of the commercial product used
- EC guidelines are based on the 2:1 water extraction method

FINISHING TIPS

DANZIGER

# lollies™

*Argyranthemum*

- Naturally compact mounded habit
- Uniform series in a range of bright colors
- Early blooming
- Well branched

| Mounded | 30-36 cm<br>12-14 in | 30-36 cm<br>12-14 in | 12-15 cm<br>Gal, Patio Pots |
|---|---|---|---|



DANZIGER

# The LOLLIES™ Series




LOLLIES™ Pink Macaron
AR-22-3359




**LOLLIES™ Buttermint Imp.**




**LOLLIES™ Marshmallow**




**LOLLIES™ Berry Gummy**




**LOLLIES™ Pink Pez**




**LOLLIES™ White Chocolate**

lollies™

DANZIGER

# LOLLIES™

*Argyranthemum frutescens*

For additional information and availability: LOLLIES™



Stick on priority – Number 2 out of 4 categories

| Average Time | Temperature | Hormone | Fertilization | Fungicide |
|---|---|---|---|---|
| 4 weeks | Weeks 1 - 2<br>72°-74° F<br>(22°-23° C) | NO | Weeks 1-2 50 ppm N | Spray fungicide to control Botrytis and bacteria day of sticking |
| | Weeks 3 - 4<br>65°-68° (18°-20° C) | | Weeks 3-5 100 to 125 ppm N | Day of sticking & Week 2 |

- **Irrigation specification** - Remove from mist as soon as possible

- Argyranthemum respond to long days for flowering. Light in propagation to 12-hour daylength for optimal growth and to hasten crop time. Daminozide at 750 ppm week 3.

| Rooting | pH | EC | Temp. | Feed | Light | PGR | Fungicide | Comments |
|---|---|---|---|---|---|---|---|---|
| Week 1 | 5.8 to 6.0 | 0.80 | 72°-74° F (22°-23° C) | 50 ppm N in mist | | | Day of sticking | |
| Week 2 | 5.8 to 6.0 | .80 to .90 | 72°-74° F (22°-23° C) | 50 ppm N in mist | | | Second fungicide app | |
| Week 3 | 5.8 to 6.0 | .90 to 1.0 | Cool to 68°- 70° F (20°-21° C) | Feed 100 ppm to 150 ppm | | Daminozide as needed | | |
| Week 4 | 5.8 to 6.0 | 1.0 to 1.2 | 65°-68° F (18°-20° C) | feed 100 to 150 ppm | | Daminozide as needed | | |

PROPAGATION TIPS

DANZIGER

# LOLLIES™

For additional information and availability: LOLLIES™

## *Argyranthemum frutescens*

- Pinch is optional
- Cool temperature finishing for best quality

| Average Time (from liners) | Temperature | Pinch/ Daylength Modification | Fertilization | Plant Growth Regulator |
|---|---|---|---|---|
| 7 to 8 wks | Average Day | Pinch- Optional<br><br>Night interruption or extended day- Optional | 100 - 150 ppm N | In liner and finish stages |
| (12 cm) 5” pot 1 ppp | 65°-68° F (18°-20° C) | | | |
| 8 to 9 wks | | | Soil EC 1.0-1.2 pH 5.7 to 6.0 | |
| (15 cm) 6 ½” 1 ppp | | | | |

| | | |
|---|---|---|
| **Pests** | Aphids | ACETAMIPRID, FLONICAMID, IMIDACLOPRID,DICHLORVOS |
| | Thrips | METHIOCARB,ACRINATHRIN, ABAMECTIN, DICHLORVOS, SPINOSAD |
| **Diseases** | Botrytis | CYPRODINIL+FLUDIOXONIL, IPRODIONE, POLYOXIN |
| | Pythium Phytophthora | PROPAMOCARB / MEFENOXAM |
| | Rhizoctonia | AZOXYSTRONBIN / ETRIDIAZOLE / FLUDIOXONIL / PCNB |

| Finishing | pH | EC | Temp. | Feed | Light | PGR | Fungicide | Comments |
|---|---|---|---|---|---|---|---|---|
| **Week 5 Transplant** | 5.7 to 6.0 | 1.0 to 1.2 | 65°-68° F (18°-20° C) | Feed 100 to 150 ppm | Day Neutral | Daminozide as needed | Spray fungicide after transplant | |
| **Week 5 to 13** | 5.7 to 6.0 | 1.0 to 1.2 | 65°-68° F (18°-20° C) | Feed 100 to 150 ppm | Not Required | Paclobutrazol Drench at 1 to 2 ppm | | Paclobutrazol 1 to 2 ppm drench when plants reach 85% of desired size |

- Additional Iron (Fe) or Manganese (Mn) may be required depending on water quality and alkalinity
- PGR - Spray Daminozide at 1500 to 2500 ppm on young finished plants Paclobutrazol drench application at 1-2 ppm for finishing if required
- Maintain good airflow and allow plants to dry before nightfall
- Scout for Thrips on a regular basis
- PGR applications are based on the label instructions of the commercial product used
- EC guidelines are based on the 2:1 water extraction method

FINISHING TIPS

DANZIGER

# SCOPIA® GULLIVER™

## Sutera cordata (Bacopa)

- Large flower size with good branching
- Early flowering
- Well-suited for combinations
- Semi-trailing habit

| Compact | 35-40 cm<br>15-17 in | 10-15 cm<br>4-6 in | Pollinator<br>Friendly |
|---|---|---|---|

| Hanging<br>Basket | 12-15 cm<br>Qt, Gal |
|---|---|



DANZIGER

# The **SCOPIA® GULLIVER™** Series



SCOPIA® GULLIVER™ Blue



SCOPIA® GULLIVER™ **Dynamic White**



SCOPIA® GULLIVER™ Pink



SCOPIA® GULLIVER™ **Pink Heart Improved**

Best Seller



SCOPIA® GULLIVER™ **White Imp.**

DANZIGER

# SCOPIA® GULLIVER™

*Bacopa / Sutera*

For additional information and availability: SCOPIA® GULLIVER™

PROPAGATION TIPS

Stick on priority – Number 1 out of 4 categories

| Average Time | Temperature | Hormone | Fertilization | Fungicide |
|---|---|---|---|---|
| 4 weeks | Weeks 1 - 2<br>70°-72° F (21° - 22°C) | Optional | Weeks 1-2<br>50 ppm N | Spray fungicide to control Botrytis and bacteria day of sticking |
| | Weeks 3 - 4<br>65° - 68° (18° - 20° C) | | Weeks 3-4<br>100 to 150 ppm N | Day of sticking & Week 2 |

- **Irrigation specification** - Remove from mist as soon as possible to avoid leaf disease issues.
  Elevated humidity at the table level is better than misting on the foliage.
- The Scopia Gulliver™ Series is well branched so no pinch is required.
  Spray fungicide to control leaf diseases.

| Rooting | pH | EC | Temp. | Feed | Light | PGR | Fungicide | Comments |
|---|---|---|---|---|---|---|---|---|
| Week 1 | 5.6 to 6.2 | 0.80 | 70°-72° F (21° - 22°C) | 50 ppm N in mist | | Daminozide if needed- maximum 1,500 ppm, we recommend to split it to 2 applications of 750 ppm each | Day of sticking | |
| Week 2 | 5.6 to 6.2 | .80 to .90 | 70°-72° F (21° - 22°C) | 50 ppm N in mist | | | Second fungicide app | |
| Week 3 | 5.6 to 6.2 | .90 to 1.0 | Cool to 65° - 68° (18° - 20° C) | Feed 100 ppm to 150 ppm | | | | |
| Week 4 | 5.6 to 6.2 | 1.0 to 1.2 | 65° - 68° (18° - 20° C) | Feed 100 ppm to 150 ppm | | | | |

DANZIGER

# SCOPIA® GULLIVER™

For additional information and availability: SCOPIA® GULLIVER™

## *Bacopa / Sutera*

- Maintain lower pH levels for optimal Iron (Fe) and Manganese (Mn) availability to plants
- Consistent soil moisture is best to maximize root structure and plant health
- Cool temperature is best for high-quality finishing

FINISHING TIPS

| Average Time (from liners) | Temperature | Pinch/ Daylength Modification | Fertilization | Plant Growth Regulator |
|---|---|---|---|---|
| 6 to 7 wks | Average Day | Pinch - Optional<br><br>No lighting necessary | 100 - 150 ppm N | Spray application of Daminozide if required – 1,500 ppm |
| (12 cm) 5” pot 1 ppp | 65°-68° F (18°-20° C) | | | |
| 8 to 9 wks | | | Soil EC 1.0-1.2 pH 5.6 to 6.0 | |
| (15 cm) 6 ½” 1 ppp | | | | |
| 8 to 9 wks | | | | |
| (20 cm) 8” 3 ppp | | | | |
| 8 to 9 wks | | | | |
| (25 cm) 10” 3 ppp | | | | |

| | | |
|---|---|---|
| **Pests** | Aphids | ACETAMIPRID, FLONICAMID, IMIDACLOPRID,DICHLORVOS |
| | Thrips | METHIOCARB,ACRINATHRIN, ABAMECTIN, DICHLORVOS, SPINOSAD |
| **Diseases** | Botrytis | CYPRODINIL+FLUDIOXONIL, IPRODIONE, POLYOXIN |
| | Pythium Phytophthora | PROPAMOCARB / MEFENOXAM |
| | Rhizoctonia | AZOXYSTRONBIN / ETRIDIAZOLE / FLUDIOXONIL / PCNB |

| Finishing | pH | EC | Temp. | Feed | Light | PGR | Fungicide | Comments |
|---|---|---|---|---|---|---|---|---|
| **Transplant to Week 6** | 5.6 to 6.0 | 1.0-1.2 | 65° to 68° F (18° to 20° C) | Feed 100 to 150 ppm | Day Neutral | Daminozide spray application if needed | Spray fungicide after transplant | |
| **Week 6 to 12** | 5.6 to 6.0 | 1.0-1.2 | 65° to 68° F (18° to 20° C) | Feed 100 to 150 ppm | Not Required | | | |

- Consistent soil moisture levels are best – allow soil to dry slightly between irrigations
- Fungicide applications and good air movement to reduce disease pressures
- Scout for Aphids on a regular basis
- PGR applications are based on the label instructions of the commercial product used
- EC guidelines are based on the 2:1 water extraction method

DANZIGER

# SCOPIA® GULLIVER™ COMPACT

Sutera cordata (Bacopa)

- Large flower size with good branching
- Early flowering
- Well suited for combinations
- Naturally controlled and well-branched habit

Compact

30-36 cm
12-14 in

10-15 cm
4-6 in

Pollinator Friendly

Hanging Basket

12-15 cm
Qt, Gal



SCOPIA GULLIVER™ COMPACT Blush

DANZIGER

# SCOPIA® GULLIVER™ Compact series



SCOPIA® GULLIVER™
Compact Rosa



SCOPIA® GULLIVER™
Compact Blush



SCOPIA® GULLIVER™
Compact White



SCOPIA® GULLIVER™
Compact Purple

DANZIGER

PROPAGATION TIPS

# SCOPIA® GULLIVER™ COMPACT

*Bacopa / Sutera*

For additional information and availability: SCOPIA® GULLIVER™ COMPACT



Stick on priority – Number 1 out of 4 categories

| Average Time | Temperature | Hormone | Fertilization | Fungicide |
|---|---|---|---|---|
| 4 weeks | Weeks 1 - 2<br>72°/74°F<br>(22°/23°C) | Optional | Weeks 1-2<br>50 ppm N | Spray fungicide to control Botrytis and bacteria day of sticking |
| | Weeks 3 - 4<br>65° - 68° (18° - 20° C) | | Weeks 3-4 100 to 150 ppm N | Day of sticking & Week 2 |

- **Irrigation specification** - Remove from mist as soon as possible to avoid leaf disease issues. Elevated humidity at the table level is better than misting on the foliage.

- The Scopia Gulliver™ Compact Series is well branched. Spray fungicide to control leaf diseases.

| Rooting | pH | EC | Temp. | Feed | Light | PGR | Fungicide | Comments |
|---|---|---|---|---|---|---|---|---|
| Week 1 | 5.6/6.2 | 0.80 | 72°/74°F<br>(22°/23°C) | 50 ppm N<br>in mist | | | Day of sticking | |
| Week 2 | 5.6/6.2 | .80 to .90 | 72°/74°F<br>(22°/23°C) | 50 ppm N<br>in mist | | | Second fungicide app | |
| Week 3 | 5.6/6.2 | .90 to 1.0 | Cool to<br>68°/70°F<br>(20°/21°C) | Feed 100 ppm to 150 ppm | | | | |
| Week 4 | 5.6/6.2 | 1.0 to 1.2 | 65°/68°F<br>(18°/20°C) | Feed 100 ppm to 150 ppm | | Daminozide if needed- maximum 1,500 ppm, we recommend to split it to 2 applications of 750 ppm each | | |

DANZIGER

FINISHING TIPS

# SCOPIA® GULLIVER™ COMPACT

For additional information and availability: SCOPIA® GULLIVER™ COMPACT

## *Bacopa / Sutera*

- Maintain lower pH levels for optimal Iron (Fe) and Manganese (Mn) availability to plants
- Maintain soil moisture at medium level to maximize root structure
- Cool temperature is best for high quality finishing

| Average Time (from liners) | Temperature | Pinch/ Daylength Modification | Fertilization | Plant Growth Regulator |
|---|---|---|---|---|
| 6 to 7 wks | Average Day | Pinch / Optional<br><br>No lighting necessary | 100 - 150 ppm N | Spray application of Daminozide if required – 1,500 ppm |
| (12 cm) 5” pot 1 ppp | 65°-68° F (18°-20° C) | | | |
| 8 to 9 wks | 65°-68° F (18°-20° C) | | Soil EC 1.0 - 1.2 pH 5.6 to 6.0 | |
| (15 cm) 6 ½” 1 ppp | | | | |
| 8 to 9 wks | | | | |
| (20 cm) 8” 3 ppp | | | | |
| 8 to 9 wks | | | | |
| (25 cm) 10” 3 ppp | | | | |

| | | |
|---|---|---|
| **Pests** | Aphids | ACETAMIPRID, FLONICAMID, IMIDACLOPRID,DICHLORVOS |
| | Thrips | METHIOCARB,ACRINATHRIN, ABAMECTIN, DICHLORVOS, SPINOSAD |
| **Diseases** | Botrytis | CYPRODINIL+FLUDIOXONIL, IPRODIONE, POLYOXIN |
| | Pythium Phytophthora | PROPAMOCARB / MEFENOXAM |
| | Rhizoctonia | AZOXYSTRONBIN / ETRIDIAZOLE / FLUDIOXONIL / PCNB |

| Finishing | pH | EC | Temp. | Feed | Light | PGR | Fungicide | Comments |
|---|---|---|---|---|---|---|---|---|
| **Week 6 Transplant** | 5.6 to 6.0 | 0.8 to 1.0 | 65° to 68° F (18° to 20° C) | Feed 100 to 150 ppm | Day Neutral | Daminozide spray application if needed | Spray fungicide after transplant | |
| **Week 6 to 12** | 5.6 to 6.0 | 0.8 to 1.0 | 65° to 68° F (18° to 20° C) | Feed 100 to 150 ppm | Not Required | | | |

- Consistent soil moisture levels are best – allow soil to dry slightly between irrigations
- Fungicide applications and good air movement to reduce disease pressures
- Scout for Aphids on a regular basis
- PGR applications are based on the label instructions of the commercial product used
- EC guidelines are based on the 2:1 water extraction method

DANZIGER

# DOUBLET™

*Begonia semperflorens*

- Large flower size with good branching
- Early flowering
- Great for combos

| 12-15 Gal, Patio Pot | Hanging Basket | 20-25 cm 8-10 in | 30-36 cm 12-14 in |
|---|---|---|---|



Doublet™ Rose

DANZIGER

# The **DOUBLET™** Series



**Doublet™ Red**



**Doublet™ Pink**



**Doublet™ Rose**



**Doublet™ White**

DANZIGER

# DOUBLET™

*Begonia semperflorens*

For additional information and availability: DOUBLET™

PROPAGATION TIPS

Stick on priority – Number 3 out of 4 categories

- **Do not store below 10° C (50° F)**

| Average Time | Temperature | Hormone | Fertilization | Fungicide |
|---|---|---|---|---|
| 4 weeks | Weeks 1 - 2<br>72° / 74° F<br>(22° / 23° C) | Optional | Weeks 1-2<br>50 ppm N | Spray fungicide to control Botrytis and bacteria day of sticking |
| | Weeks 3 - 4<br>68° / 70° F<br>(20° / 21° C) | | Weeks 3-4<br>100 ppm N | Day of sticking & Week 2 |

- **Irrigation specification -** Remove from mist as soon as possible

- Drying of cuttings during rooting will extend days to fully rooted liner. In propagation, maintain uniform moisture levels on plants and in the soil. Extremely high light conditions and excessive drying will damage leaves during propagation opening the plant system for Botrytis

| Rooting | pH | EC | Temp. | Feed | Light | PGR | Fungicide | Comments |
|---|---|---|---|---|---|---|---|---|
| Week 1 | 5.5 / 6.2 | 0.80 | 72° / 74° F<br>(22° / 23° C) | 50 ppm N in mist | | | Day of sticking | |
| Week 2 | 5.5 to 6.2 | .80 to .90 | 72° / 74° F<br>(22° / 23° C) | 50 ppm N in mist | | | Second fungicide app | |
| Week 3 | 5.7 to 6.2 | .90 to 1.0 | Cool to<br>68° / 70° F<br>(20° / 21° C) | Feed 100 ppm N | | | | |
| Week 4 | 5.7 to 6.2 | 0.9 to 1.0 | 68° F (20° C) | Feed 100 ppm N | | | | |

DANZIGER

# DOUBLET™

For additional information and availability: DOUBLET™

## *Begonia semperflorens*

- Do not pinch Begonia Doublets
- PGR for height control is Chlormequat

| Average Time (from liners) | Temperature | Pinch/ Daylength Modification | Fertilization | Plant Growth Regulator |
|---|---|---|---|---|
| 5 to 7 wks | Average Day | No pinch should be required | 100 - 200 ppm N | chlormequat at 750 to 1,500 PPM |
| (12 cm) 5” pot | 68° to 72°F (20° to 22°C) | | | |
| 6 to 8 wks | | | Soil EC 1.0 - 1.2 pH 5.7 to 6.2 | |
| (15 cm) 6 ½” | | | | |

| Finishing | pH | EC | Temp. | Feed | Light | PGR | Fungicide | Comments |
|---|---|---|---|---|---|---|---|---|
| **Week 5 Transplant** | 5.7 to 6.2 | 1.0 to 1.2 | 68° to 72°F (20° to 22°C) | feed 100 to 150 ppm | Day Neutral | chlormequat at 750 to 1,500 PPM | Spray fungicide after transplant | |
| **Week 5 to 12** | 5.7 to 6.2 | 1.0 to 1.2 | 68° to 72°F (20° to 22°C) | Feed 100 to 150 ppm | Not Required | | | |

| | | |
|---|---|---|
| **Pests** | Aphids | ACETAMIPRID, FLONICAMID, IMIDACLOPRID,DICHLORVOS |
| | Thrips | METHIOCARB,ACRINATHRIN, ABAMECTIN, DICHLORVOS, SPINOSAD |
| **Diseases** | Botrytis | CYPRODINIL+FLUDIOXONIL, IPRODIONE, POLYOXIN |
| | Pythium Phytophthora | PROPAMOCARB / MEFENOXAM |
| | Rhizoctonia | AZOXYSTRONBIN / ETRIDIAZOLE / FLUDIOXONIL / PCNB |

- Plant growth is based on moisture levels, temperatures and feed rates. Lower temperatures, lower soil moisture levels and lower feed rates will slow growth and finish a more compact plant
- Drench fungicide to prevent Rhizoctonia and other water mold diseases - Maintain good airflow and allow plants to dry before nightfall
- Scout for Whitefly, Thrips and Mealybug
- PGR applications are based on the label instructions of the commercial product used
- EC guidelines are based on the 2:1 water extraction method

FINISHING TIPS

DANZIGER

# TIMELESS™ COLLECTION

*Bidens ferulifolia*

- Needs little to no PGR
- Available in various habits and
- Well suited for quarts (12cm) programs

**Landscape** | **Heat tolerant** | **Pollinator Friendly**



**Blazing Flames™**

| Variety | Growth Habit | Bloom Type | Height | Width | Pot 12-15/ Quart | Pot 15-18/ Gal | HB | Durabella |
|---|---|---|---|---|---|---|---|---|
| Pink Treat™ | Upright | Bicolor Single | 25-30 cm 10-12 in | 30-40 cm 12-16 in | v | v | v | v |
| Blazing™ Fireworks | Mounded | Bicolor Single | 25-30 cm 10-12 in | 25-30 cm 10-12 in | v | v | v | v |
| Blazing™ Embers | Compact Upright | Bicolor Single | 10-15cm 4-6 in | 20-25 cm 8-10 in | v | v | | |
| Blazing™ Flames | Mounded | Bicolor Single | 25-30 cm 10-12 in | 30-35 cm 12-14 in | v | v | v | |
| Blazing™ Ring of Fire | Mounded/ Semi-Trailing | Bicolor Single | 25-30 cm 10-12 in | 30-35 cm 12-14 in | | v | v | v |
| Blazing™ Star | Upright | Bicolor Single | 35-40 cm 14-16 in | 25-30 cm 10-12 in | v | v | v | v |
| Golden Empire™ | Upright | Single | 30-35 cm 12-14 in | 25-30 cm 10-12 in | v | v | | v |
| Mega Charm™ | Mounded | Single | 25-30 cm 10-12 in | 30-35 cm 12-14 in | v | v | v | |
| Pretty in Pink Imp.™ | Upright - Spreading | Single | 25-30 cm 10-12 in | 30-35 cm 12-14 in | v | v | | v |
| Sunshine Double™ | Upright | Single-Double | 30-35 cm 12-14 in | 30-35 cm 12-14 in | v | v | v | |
| White Delight Imp.™ | Upright - Spreading | Single | 35-40 cm 14-16 in | 30-35 cm 12-14 in | v | v | | v |
| Yellow Charm™ | Compact Upright | Semi-Double | 25-30 cm 10-12 in | 30-35 cm 12-14 in | v | v | v | |
| Yellow Sunshine™ | Mounded | Single | 25-30 cm 10-12 in | 30-35 cm 12-14 in | | v | v | |
| Yellow™ Splash Imp. | Mounded/ Semi-Trailing | Single | 25-30 cm 10-12 in | 30-35 cm 12-14 in | v | v | v | v |

# The TIMELESS™ Collection

## Mounded Compact




**BLAZING™ Fireball**
BD-23-5182



**BLAZING™ Embers**



**BLAZING™ Flames**



**Sunshine Double™**

## Mounded




**BLAZING™ Fireworks**



**BLAZING™ Ring of Fire**




**Mega Charm™**




**Yellow Charm™**



**Yellow Sunshine™**

## Upright - Spreading




**Pink Treat™**



**Pretty in Pink Imp.™**




**White Delight Imp.™**

## Upright




**BLAZING™ Star**




**Golden Empire™**



**Yellow Splash™ Imp.**

DANZIGER

# TIMELESS™ COLLECTION

For additional information and availability: TIMELESS™

*Bidens ferulifolia*



Stick on priority – Number 4 out of 4 categories

PROPAGATION TIPS

| Average Time | Temperature | Hormone | Fertilization | Fungicide |
|---|---|---|---|---|
| 4 weeks | Weeks 1 - 2<br>72°/74°F<br>(22°/23°C) | No | Weeks 1-2<br>50 ppm N | Spray fungicide to control Botrytis and bacteria day of sticking |
| | Weeks 3 - 4<br>65° - 68° (18° - 20° C) | | Weeks 3-4 100 to 150 ppm N | Day of sticking & Week 2 |

| Rooting | pH | EC | Temp. | Feed | Light | PGR | Fungicide | Comments |
|---|---|---|---|---|---|---|---|---|
| Week 1 | 5.8/6.2 | 0.80 | 72°/74°F<br>(22°/23°C) | 50 ppm N in mist | | | Day of sticking | |
| Week 2 | 5.8/6.2 | .80 to .90 | 72°/74°F<br>(22°/23°C) | 50 ppm N in mist | | | Second fungicide app | |
| Week 3 | 5.8/6.2 | .90 to 1.0 | Cool to 68°/70°F<br>(20°/21°C) | Feed 100 ppm to 150 ppm | | Daminozide spray at 2,500 ppm week 3. | | |
| Week 4 | 5.8/6.2 | 1.0 to 1.2 | 65°/68°F<br>(18°/20°C) | Feed 100 ppm to 150 ppm | | | | |

- **Irrigation specification -** Remove from mist as soon as possible

- Apply broad spectrum fungicide the day of sticking to control leaf disease.
  For the more vigorous varieties, apply Daminozide spray at 2,500 ppm week 3.
- Pinch week 4 in the liner - Optional

DANZIGER

# TIMELESS™ COLLECTION

For additional information and availability: TIMELESS™

## *Bidens ferulifolia*

FINISHING TIPS

- Pinch is optional, possibly on more vigorous varieties
- Cool temperature finishing for best quality and optimum flower color

| Average Time (from liners) | Temperature | Pinch/ Daylength Modification | Fertilization | Plant Growth Regulator |
|---|---|---|---|---|
| 6 to 8 wks | Average Day | Pinch - optional<br><br>Not Required - Day Neutral | 100 - 200 ppm N | Daminozide at 1500 to 2500 ppm on more vigorous varieties |
| (12 cm) 5" pot 1 ppp | 65° - 68° (18° - 20° C) | | | |
| 7 to 9 wks | | | Soil EC 1.0 - 1.2 pH 5.8 to 6.2 | |
| (15 cm) 6 ½" 1 ppp | | | | |
| 7 to 9 wks | | | | |
| (20 cm) 8" 3 ppp | | | | |

| | | |
|---|---|---|
| **Pests** | Aphids | ACETAMIPRID, FLONICAMID, IMIDACLOPRID,DICHLORVOS |
| | Thrips | METHIOCARB,ACRINATHRIN, ABAMECTIN, DICHLORVOS, SPINOSAD |
| **Diseases** | Botrytis | CYPRODINIL+FLUDIOXONIL, IPRODIONE, POLYOXIN |
| | Pythium Phytophthora | PROPAMOCARB / MEFENOXAM |
| | Rhizoctonia | AZOXYSTRONBIN / ETRIDIAZOLE / FLUDIOXONIL / PCNB |

| Finishing | pH | EC | Temp. | Feed | Light | PGR | Fungicide | Comments |
|---|---|---|---|---|---|---|---|---|
| **Week 5 Transplant** | 5.8 to 6.2 | 1.0 to 1.2 | 65° to 68° F (18° to 20° C) | Feed 100 to 150 ppm | Not required | Daminozide as needed 2500 to 3,750 ppm | Spray fungicide after transplant | |
| **Week 6 to 12** | 5.8 to 6.2 | 1.0 to 1.2 | 65° to 68° F (18° to 20° C) | Feed 100 to 200 ppm | Not required | Paclobutrazol Drench at 1 ppm if needed | | Paclobutrazol 1 ppm drench when plants reach finish point of ready to sell |

- PGR - Spray Daminozide at 2,500 to 3,750 ppm on young finished plants - Paclobutrazol drench application at 1 ppm for finishing if required for the more vigorous varieties
- Maintain good airflow and allow plants to dry before nightfall. Drench for protection against Rhizoctonia after transplant and again during finishing stage.
- Scout for Aphids & Thrips on a regular basis
- PGR applications are based on the label instructions of the commercial product used
- EC guidelines are based on the 2:1 water extraction method

DANZIGER

# FRESCO™

*Brachyscome angustifolia*

- Compact plant with a mounded habit
- Early and continuous flowering
- Thick stems that are easy to stick
- Ideal for small pots and hanging baskets

| Mounded | 12-15 Gal, Patio Pots | 25-30 cm 8-10 in | 10-15 cm 4-6 in | Hanging Basket |
|---|---|---|---|---|



Fresco™ Candy

DANZIGER

# BRASCO™

*Brachyscome angustifolia*

- Early and continuous flowering
- Thick stems that are easy to stick
- Ideal for small pots and hanging baskets

| Semi Trailling | 12-15 Qt, Gal | 25-36 cm 10-14 in | 30-46 cm 12-18 in | Hanging Basket |
|---|---|---|---|---|



Brasco™ Violet

DANZIGER

# **FRESCO™ & BRASCO** Series



**Fresco™ Candy**



**Fresco™ Purple**



**Brasco™ Violet**

DANZIGER

PROPAGATION TIPS

# FRESCO™ & BRASCO

*Brachyscome angustifolia*

For additional information and availability: FRESCO™ BRASCO™



Stick on priority – Number 2 out of 4 categories

| Average Time | Temperature | Hormone | Fertilization | Fungicide |
|---|---|---|---|---|
| 4 weeks | Weeks 1 - 2<br>72° / 74° F<br>(22° / 23° C) | Optional | Weeks 1-2 50 ppm N | Spray fungicide to control Botrytis and bacteria day of sticking |
| | Weeks 3 - 4<br>65° to 68° F<br>(18° to 20° C) | | Weeks 3-4<br>100 to 150 ppm N | Day of sticking & Week 2 |

| Rooting | pH | EC | Temp. | Feed | Light | PGR | Fungicide | Comments |
|---|---|---|---|---|---|---|---|---|
| Week 1 | 5.6 / 6.2 | 0.80 | 72° / 74° F<br>(22° / 23° C) | 50 ppm N in mist | | | Day of sticking | |
| Week 2 | 5.6 to 6.2 | .80 to .90 | 72° / 74° F<br>(22° / 23° C) | 50 ppm N in mist | | 750 ppm Daminozide | Second fungicide app | |
| Week 3 | 5.6 to 6.2 | .90 to 1.0 | Cool to 68° / 70° F<br>(20° / 21° C) | Feed 100 ppm to 150 ppm | | Daminozide as needed | | |
| Week 4 | 5.6 to 6.2 | .90 to 1.0 | 65° to 68° F<br>(18° to 20° C) | feed 100 to 150 ppm | | Daminozide as needed | | |

- **Irrigation specification -** Remove from mist as soon as possible

- High light and warm temperatures will maintain a good proportion of flowers to foliage.
- Maintain lower EC levels for best growth and flower size since higher EC will hinder plant quality.

DANZIGER

# FRESCO™ & BRASCO

For additional information and availability: FRESCO™ BRASCO™

## *Brachyscome angustifolia*

- Pinch week 3/4 in the liner or at transplant
- Monitor EC levels so they are not elevated
- Do not over irrigate in the early stages of plant growing

| Average Time (from liners) | Temperature | Pinch/ Daylength Modification | Fertilization | Plant Growth Regulator |
|---|---|---|---|---|
| 6 to 8 wks | Average Day | Pinch<br>No lighting required for flowering | 100 - 150 ppm N | In liner and finish stages |
| (12 cm) 5” pot | 65° to 68° F (18° to 20° C) | | | |
| 8 to 10 wks | | | Soil EC 0.8 - 1.0<br>pH 5.6 to 6.2 | |
| (15 cm) 6 ½” | | | | |

| Finishing | pH | EC | Temp. | Feed | Light | PGR | Fungicide | Comments |
|---|---|---|---|---|---|---|---|---|
| **Week 5 Transplant** | 5.6 to 6.2 | 0.8 to 1.0 | 65° to 68° F (18° to 20° C) | Feed 100 to 150 ppm | Day Neutral | Daminozide as needed | Spray fungicide after transplant | |
| **Week 5 to 13** | 5.6 to 6.2 | 0.8 to 1.0 | 65° to 68° F (18° to 20° C) | Feed 100 to 150 ppm | Not Required | | | |

| | | |
|---|---|---|
| **Pests** | Aphids | ACETAMIPRID, FLONICAMID, IMIDACLOPRID,DICHLORVOS |
| | Thrip | METHIOCARB, ACRINATHRIN, ABAMECTIN, DICHLORVOS, SPINOSAD |
| **Diseases** | Botrytis | CYPRODINIL+FLUDIOXONIL, IPRODIONE, POLYOXIN |
| | Pythium | PROPAMOCARB |
| | Phytophthora | PROPAMOCARB |

- Avoid covering plant meristem at transplant
- Additional Iron (Fe) or Manganese (Mn) may be required, depending on water quality
- PGR - Spray Daminozide at 750 to 2000 ppm on young & finished plants
- Maintain good airflow and allow plants to dry before nightfall
- PGR applications are based on the label instructions of the commercial product used
- EC guidelines are based on the 2:1 water extraction method

FINISHING TIPS

DANZIGER

# CHEERS™

*Calendula*

- Compact and mounded varieties
- Vibrant warm colors with dark green foliage
- Large flowered varieties
- Heat and cold tolerant
- Tolerance to powdery mildew

**Semi-upright**

**30-40 cm 14-16 in**

**25-36 cm 10-14 in**

**12-18 Qt, Gal, Patio Pot**

**Landscape**

**Spring / Summer Flowering**



**CHEERS™ Tangerine Imp.**

DANZIGER

# The **CHEERS™** Series




**CHEERS™ Tangerine Imp**




**CHEERS™ Yellow Imp**

DANZIGER

PROPAGATION TIPS

# CHEERS™

*Calendula hybrida*

For additional information and availability: CHEERS™



Stick on priority – Number 2 out of 4 categories

| Average Time | Temperature | Hormone | Fertilization | Fungicide |
|---|---|---|---|---|
| 5 weeks | Weeks 1 - 2<br>72°-74°F<br>(22°-23°C) | Optional | Weeks 1-2<br>50 ppm N | Spray fungicide to control Botrytis and bacteria day of sticking |
| | Weeks 3 - 5<br>70°-72°F<br>(21°-22°C) | | Weeks 3-5<br>80 ppm N | Apply broad spectrum Week 2 |

- **Irrigation specification -** Remove from mist as soon as possible. Reduce mist heading into evening conditions to reduce the risk for disease.
- Application of IBA can hasten rooting. Daminozide at 2,500 ppm day of sticking.

| Rooting | pH | EC | Temp. | Feed | Light | PGR | Fungicide | Comments |
|---|---|---|---|---|---|---|---|---|
| Week 1 | 5.7 to 6.3 | 0.80 | 72°-74°F (22°-23°C) | 50 ppm N in mist | Not required | See the comments below | Day of sticking | |
| Week 2 | 5.7 to 6.3 | .80 to .90 | 72°-74°F (22°-23°C) | 50 ppm N in mist | Not required | | Second fungicide app | |
| Week 3 | 5.7 to 6.3 | .90 to 1.0 | Cool to 70°-72°F (21°-22°C) | 80 ppm N in mist | Not required | | | |
| Week 4 | 5.7 to 6.3 | 1.0 to 1.2 | 70°-72°F (21°-22°C) | 80 ppm N in mist | Not required | | | |
| Week 5 | 5.7 to 6.3 | 1.0 to 1.2 | 70°-72°F (21°-22°C) | 80 ppm N in mist | Not required | | | Pinching is not needed |

DANZIGER

# CHEERS™

For additional information and availability: CHEERS™

## *Calendula hybrida*

FINISHING TIPS

- Pinch is not required
- Cool temperature finishing 50° to 55° F (10° to 13° C) nights for best quality

| Average Time (from liners) | Temperature | Pinch/ Daylength Modification | Fertilization | Plant Growth Regulator |
|---|---|---|---|---|
| 7 to 8 wks | Average Day | No pinch necessary<br><br>No lighting necessary | 150 - 200 ppm N | Daminozide at 2,500 to 3,750 ppm spray applications |
| (12 cm) 5” pot | 60° - 65° (15° - 18° C) | | | |
| 8 to 9 wks | 1 plant per pot | | Soil EC 1.0 - 1.5 pH 5.7 to 6.3 | |
| (15 cm) 6 ½” | | | | |
| 8 to 9 wks | | | | |
| (20 cm) 8” | 3 plants per container | | | |

- Additional Iron (Fe) or Manganese (Mn) may be required depending on water quality and alkalinity
- Scout for Aphids and Thrips on a regular basis
- Maintain even moisture level of soil – extreme dry-down will develop yellow lower leaves
- PGR applications are based on the label instructions of the commercial product used
- EC guidelines are based on the 2:1 water extraction method

| Finishing | pH | EC | Temp. | Feed | Light | PGR | Fungicide | Comments |
|---|---|---|---|---|---|---|---|---|
| **Week 6 Transplant** | 5.7 to 6.3 | 1.0 to 1.2 | 60° - 65° F (15° - 18° C) | Feed 100 to 150 ppm | Day Neutral | Daminozide as needed | Spray fungicide after transplant | |
| **Week 6 to 12** | 5.7 to 6.3 | 1.0 to 1.5 | 60° - 65° F (15° - 18° C) | Feed 150 to 200 ppm | Not Required | Paclobutrazol Drench at 1 ppm | | Paclobutrazol 1 ppm drench when plants reach 85% of desired size |

| | | |
|---|---|---|
| **Pests** | Aphids | ACETAMIPRID, FLONICAMID, IMIDACLOPRID,DICHLORVOS |
| | Thrips | METHIOCARB,ACRINATHRIN, ABAMECTIN, DICHLORVOS, SPINOSAD |
| **Diseases** | Botrytis | CYPRODINIL+FLUDIOXONIL, IPRODIONE, POLYOXIN |
| | Pythium | PROPAMOCARB |
| | Phytophthora | PROPAMOCARB |

DANZIGER

# COLIBRI™

*Calibrachoa*

- Controlled habit, little to no PGR needed
- Well-branched
- Tested for pH sensitivity
- Great for combinations
- Blooms in a 10 - hour day

| Compact | 25-30 cm 10-12 in | 25-30 cm 10-12 in | 12-15 Gal, Patio Pots | Hanging Basket |
|---|---|---|---|---|



DANZIGER

# The **COLIBRI™** Series

Special Pattern



**COLIBRI™ Abstract Guava**



**COLIBRI™ Cherry Lace**



**COLIBRI™ Exotic Red Bling**



**COLIBRI™ Pink Bling**



**COLIBRI™ Pink Lace**



**COLIBRI™ Purple Bling**



**COLIBRI™ Spark Purple**

DANZIGER

# The **COLIBRI™** Series

## Solid




**COLIBRI™**
**Magenta**
CA-23-3475



**COLIBRI™**
**Blizzard**



**COLIBRI™**
**Bright Red**



**COLIBRI™**
**Dark Lavender**



**COLIBRI™**
**Lemon**



**COLIBRI™**
**Malibu Pink**



**COLIBRI™**
**Mellow Yellow**



**COLIBRI™**
**Orange**



**COLIBRI™**
**Pink Flamingo**



**COLIBRI™**
**Plum**



**COLIBRI™**
**Pure White**



**COLIBRI™**
**Tangerine**



**COLIBRI™**
**Yellow Canary**

DANZIGER

PROPAGATION TIPS

# COLIBRI™

*Calibrachoa hybrida*

For additional information and availability: COLIBRI™

## Stick on priority – Number 3 out of 4 categories

| Average Time | Temperature | Hormone | Fertilization | Fungicide |
|---|---|---|---|---|
| 5 weeks | Weeks 1 - 2<br>70°-72° F<br>(21° - 22°C) | Optional if needs to have good control of the liner | Weeks 1-2 50 ppm N | Spray fungicide to control Botrytis and bacteria day of sticking |
| | Weeks 3 - 5<br>65° - 68°<br>(18° - 20° C) | | Weeks 3-5 100 to 150 ppm N | Day of sticking & Week 2 |

| Rooting | pH | EC | Temp. | Feed | Light | PGR | Fungicide | Comments |
|---|---|---|---|---|---|---|---|---|
| Week 1 | 5.2 to 5.8 | 0.80 | 70°-72° F<br>(21° - 22°C) | 50 ppm N in mist | | | Day of sticking | Feeding through Mist |
| Week 2 | 5.2 to 5.8 | .80 to .90 | 70°-72° F<br>(21° - 22°C) | 50 ppm N in mist | | | Second fungicide app | |
| Week 3 | 5.2 to 5.8 | .90 to 1.0 | Cool to 68° / 70° F<br>(20° / 21° C) | Feed 100 ppm to 150 ppm | | Daminozide as needed - 2,500 ppm | | |
| Week 4 | 5.2 to 5.8 | 1.0 to 1.2 | 65° to 68° F<br>(18° to 20° C) | Feed 100 ppm to 150 ppm | | | | |
| Week 5 | 5.2 to 5.8 | 1.0 to 1.2 | 65° to 68° F<br>(18° to 20° C) | Feed 100 ppm to 150 ppm | Optional | | | |

- **Irrigation specification -** Remove from mist as soon as possible

- Application of IBA can hasten rooting.
- Light in propagation (supplemental lighting don't pass the 12 hours total) for optimal growth and to hasten crop time- as Calibrachoa can be slower to root and develop a plant structure under short days and moreover under low light conditions.
- Daminozide at 2,500 ppm 3rd week and if the plants are stretchy can be earlier.

DANZIGER

# COLIBRI™

For additional information and availability: COLIBRI™

## *Calibrachoa hybrida*

- Allow the plants to dry between irrigation (but not too much).
- Quality improves when finished with cool temperatures

| Average Time (from liners) | Temperature | Pinch/ Daylength Modification | Fertilization | Plant Growth Regulator |
|---|---|---|---|---|
| 7 to 8 wks | Average Day | Supplemental lighting if needed - don't pass the 12. | 100 - 150 ppm N | In liner and finish stages |
| (12 cm) 5" pot 1 ppp | 65° - 68° (18° - 20° C) | | | |
| 8 to 9 wks | | | Soil EC 1.0 - 1.2 pH 5.6 to 6.0 | |
| (15 cm) 6 ½" 1 ppp | | | | |
| 8 to 10 wks | | | | |
| (20 cm) 8" 3 ppp | | | | |
| 8 to 10 wks | | | | |
| (25 cm) 10" 3 ppp | | | | |

- <u>Maintain the right pH for good absorption of Fe and Mg</u>
  If the pH is changed, please contact us for the required adjustments.
- Scout for Aphids and Thrips on a regular basis
- supplemental lighting if needed - don't pass the 12 hours total for optimal growth and to hasten crop time under short days and moreover under low light conditions.
- PGR applications are based on the label instructions of the commercial product used
- EC guidelines are based on the 2:1 water extraction method

| Finishing | pH | EC | Temp. | Feed | Light | PGR | Fungicide | Comments |
|---|---|---|---|---|---|---|---|---|
| **Transplant to Week 6** | 5.6 to 6.0 | 1.0 to 1.2 | 65° to 68° F (18° to 20° C) | Feed 100 to 150 ppm | Day Neutral | Daminozide as needed | Spray fungicide after transplant | |
| **Week 6 to 12** | 5.6 to 6.0 | 1.0 to 1.2 | 65° to 68° F (18° to 20° C) | Feed 100 to 150 ppm | See comment below | Paclobutrazol Drench at 2 ppm if needed | | Paclobutrazol 2 ppm drench when plants reach 85% of desired size |

| | | |
|---|---|---|
| **Pests** | Aphids | ACETAMIPRID, FLONICAMID, IMIDACLOPRID,DICHLORVOS |
| | Thrips | METHIOCARB, ACRINATHRIN, ABAMECTIN, DICHLORVOS, SPINOSAD |
| **Diseases** | Botrytis | CYPRODINIL+FLUDIOXONIL, IPRODIONE, POLYOXIN |
| | Pythium Phytophthora | PROPAMOCARB / MEFENOXAM |
| | Rhizoctonia | AZOXYSTRONBIN / ETRIDIAZOLE / FLUDIOXONIL / PCNB |



DANZIGER

# EYECONIC™

*Calibrachoa*

- Strong contrast in the eye color
- Controlled semi-trailing habit with huge flowers
- Tested for pH sensitivity
- Great for combinations
- Blooms in a 10 - hour day

| Semi trailing | 30-41 cm 12-16 in | 30-36 cm 12-14 in | 12-15 Gal, Patio Pots | Hanging Basket |
|---|---|---|---|---|



EYECONIC™ Strawberry

DANZIGER

# The EYECONIC ™ Series




**EYECONIC™ Denim**
CA-24-3712




**EYECONIC™ Lilac Ice**
CA-24-3630




**EYECONIC™ Amber**



**EYECONIC™ Cherry Blossom Imp.**



**EYECONIC™ Peach**



**EYECONIC™ Pink**




**EYECONIC™ Purple**



**EYECONIC™ Strawberry**

DANZIGER

PROPAGATION TIPS

# EYECONIC™

*Calibrachoa hybrida*

For additional information and availability: EYECONIC™



Stick on priority – Number 3 out of 4 categories

| Average Time | Temperature | Hormone | Fertilization | Fungicide |
|---|---|---|---|---|
| 5 weeks | Weeks 1 - 2<br>70°-72° F (21° - 22°C) | Optional | Weeks 1-2 50 ppm N | Spray fungicide to control Botrytis and bacteria day of sticking |
| | Weeks 3 - 5<br>65° - 68° (18° - 20° C) | | Weeks 3-5 100 to 150 ppm N | Day of sticking & Week 2 |

- **Irrigation specification -** Remove from mist as soon as possible

- Application of IBA can hasten rooting.
- Light in propagation (supplemental lighting don't pass the 12 hours total) for optimal growth and to hasten crop time - as Calibrachoa can be slower to root and develop a plant structure under short days and moreover under low light conditions.
- Daminozide at 2,500 ppm 3rd week and if the plants are stretchy can be earlier.

| Rooting | pH | EC | Temp. | Feed | Light | PGR | Fungicide | Comments |
|---|---|---|---|---|---|---|---|---|
| Week 1 | 5.2 / 5.8 | 0.80 | 70°-72° F (21° - 22°C) | 50 ppm N in mist | | | Day of sticking | |
| Week 2 | 5.2 to 5.8 | .80 to .90 | 70°-72° F (21° - 22°C) | 50 ppm N in mist | | | Second fungicide app | |
| Week 3 | 5.2 to 5.8 | .90 to 1.0 | Cool to 68° / 70° F (20° / 21° C) | Feed 100 ppm to 150 ppm | | Daminozide as needed - 2,500 ppm | | |
| Week 4 | 5.2 to 5.8 | 1.0 to 1.2 | 65° to 68° F (18° to 20° C) | Feed 100 ppm to 150 ppm | | | | |
| Week 5 | 5.2 to 5.8 | 1.0 to 1.2 | 65° to 68° F (18 °to 20° C) | Feed 100 ppm to 150 ppm | Optional | | | |

DANZIGER

# EYECONIC™

For additional information and availability: EYECONIC™

## *Calibrachoa hybrida*

- Pinch is optional
- Quality improves when finished with cool temperatures

| Average Time (from liners) | Temperature | Pinch/ Daylength Modification | Fertilization | Plant Growth Regulator |
|---|---|---|---|---|
| 7 to 8 wks | Average Day | Supplemental lighting if needed - don't pass the 12. | 100 - 150 ppm N | In liner and finish stages |
| (12 cm) 5" pot 1 ppp | 65° - 68° (18° - 20° C) | | | |
| 8 to 9 wks | | | Soil EC 1.0 - 1.2 pH 5.6 to 6.0 | |
| (15 cm) 6 ½" 1 ppp | | | | |
| 8 to 10 wks | | | | |
| (20 cm) 8" 3 ppp | | | | |
| 8 to 10 wks | | | | |
| (25 cm) 10" 3 ppp | | | | |

- <u>Maintain the right pH for good absorption of Fe and Mg</u>
  If the pH is changed, please contact us for the required adjustments.
- Scout for Aphids and Thrip on regular basis
- supplemental lighting if needed - don't pass the 12 hours total for optimal growth and to hasten crop time under short days and moreover under low light conditions.
- PGR applications are based on the label instructions of the commercial product used
- EC guidelines are based on the 2:1 water extraction method

| Finishing | pH | EC | Temp. | Feed | Light | PGR | Fungicide | Comments |
|---|---|---|---|---|---|---|---|---|
| **Transplant to Week 6** | 5.6 to 6.0 | 1.0 to 1.2 | 65° to 68° F (18° to 20° C) | Feed 100 to 150 ppm | Day Neutral | Daminozide as needed | Spray fungicide after transplant | |
| **Week 6 to 12** | 5.6 to 6.0 | 1.0 to 1.2 | 65° to 68° F (18° to 20° C) | Feed 100 to 150 ppm | See comment below | Paclobutrazol Drench at 2 ppm if needed | | Paclobutrazol 2 ppm drench when plants reach 85% of desired size |

| | | |
|---|---|---|
| **Pests** | Aphids | ACETAMIPRID, FLONICAMID, IMIDACLOPRID,DICHLORVOS |
| | Thrips | METHIOCARB,ACRINATHRIN, ABAMECTIN, DICHLORVOS, SPINOSAD |
| **Diseases** | Botrytis | CYPRODINIL+FLUDIOXONIL, IPRODIONE, POLYOXIN |
| | Pythium Phytophthora | PROPAMOCARB / MEFENOXAM |
| | Rhizoctonia | AZOXYSTRONBIN / ETRIDIAZOLE / FLUDIOXONIL / PCNB |

FINISHING TIPS

DANZIGER

# LIA™

*Calibrachoa*

- Medium vigor
- Controlled habit, selected for basket production
- Tested for pH sensitivity
- Tight internodes for more flowers
- Will bloom in a 10 - hour day
- Well-suited for combinations

| Spring / Summer | Semi trailing | 30-36 cm 12-14 in | 30-36 cm 12-14 in | 12-15 Gal, Patio Pots | Hanging Basket |
|---|---|---|---|---|---|



LIA™ Spark Pink

DANZIGER

# The **LIA™** Series




**LIA™ Glaze Imp.**
CA-23-3250




**LIA™ Mega Yellow**
CA-22-2422




**LIA™ Abstract Lemon Cherry**



**LIA™ Abstract Pink**




**LIA™ Blue**




**LIA™ Bubblegum**



**LIA™ Chili Pepper**



**LIA™ Cranberry**




**LIA™ Dark Red**



**LIA™ Melon**



**LIA™ Sky Blue**



**LIA™ Spark Lavender**



**LIA™ Spark Pink**



**LIA™ Violet**




**LIA™ Yellow Imp.**

DANZIGER

PROPAGATION TIPS

# LIA™

*Calibrachoa hybrida*

For additional information and availability: LIA™

Stick on priority – Number 3 out of 4 categories

| Average Time | Temperature | Hormone | Fertilization | Fungicide |
|---|---|---|---|---|
| 5 weeks | Weeks 1 - 2<br>70°-72° F (21° - 22°C) | Optional | Weeks 1-2 50 ppm N | Spray fungicide to control Botrytis and bacteria day of sticking |
| | Weeks 3 - 5<br>65° - 68° (18° - 20° C) | | Weeks 3-5 100 to 150 ppm N | Day of sticking & Week 2 |

- **Irrigation specification -** Remove from mist as soon as possible

- Application of IBA can hasten rooting.
- Light in propagation (supplemental lighting don't pass the 12 hours total) for optimal growth and to hasten crop time- as Calibrachoa can be slower to root and develop a plant structure under short days and moreover under low light conditions.
- Daminozide at 2,500 ppm 3rd week and if the plants are stretchy can be earlier.

| Rooting | pH | EC | Temp. | Feed | Light | PGR | Fungicide | Comments |
|---|---|---|---|---|---|---|---|---|
| Week 1 | 5.2 to 5.8 | 0.80 | 70°-72° F (21° - 22°C) | 50 ppm N in mist | | | Day of sticking | Feeding through Mist |
| Week 2 | 5.2 to 5.8 | .80 to .90 | 70°-72° F (21° - 22°C) | 50 ppm N in mist | | | Second fungicide app | |
| Week 3 | 5.2 to 5.8 | .90 to 1.0 | Cool to 68° / 70° F (20° / 21° C) | Feed 100 ppm to 150 ppm | | Daminozide as needed - 2,500 ppm | | |
| Week 4 | 5.2 to 5.8 | 1.0 to 1.2 | 65° to 68° F (18° to 20° C) | Feed 100 ppm to 150 ppm | | | | |
| Week 5 | 5.2 to 5.8 | 1.0 to 1.2 | 65° to 68° F (18° to 20° C) | Feed 100 ppm to 150 ppm | Optional | | | |

DANZIGER

# LIA™

For additional information and availability: LIA™

## *Calibrachoa hybrida*

- Pinch is optional
- Quality improves when finished with cool temperatures

| Average Time (from liners) | Temperature | Pinch/ Daylength Modification | Fertilization | Plant Growth Regulator |
|---|---|---|---|---|
| 7 to 8 wks | Average Day | Supplemental lighting if needed - don't pass the 12. | 100 - 150 ppm N | In liner and finish stages |
| (12 cm) 5" pot 1 ppp | 65° - 68° (18° - 20° C) | | | |
| 8 to 9 wks | | | Soil EC 1.0 - 1.2 pH 5.6 to 6.0 | |
| (15 cm) 6 ½" 1 ppp | | | | |
| 8 to 10 wks | | | | |
| (20 cm) 8" 3 ppp | | | | |
| 8 to 10 wks | | | | |
| (25 cm) 10" 3 ppp | | | | |

| Finishing | pH | EC | Temp. | Feed | Light | PGR | Fungicide | Comments |
|---|---|---|---|---|---|---|---|---|
| **Transplant to Week 6** | 5.6 to 6.0 | 1.0 to 1.2 | 65° to 68° F (18° to 20° C) | Feed 100 to 150 ppm | Day Neutral | Daminozide as needed | Spray fungicide after transplant | |
| **Week 6 to 12** | 5.6 to 6.0 | 1.0 to 1.2 | 65° to 68° F (18° to 20° C) | Feed 100 to 150 ppm | See comment below | Paclobutrazol Drench at 2 ppm if needed | | Paclobutrazol 2 ppm drench when plants reach 85% of desired size |

| | | |
|---|---|---|
| **Pests** | Aphids | ACETAMIPRID, FLONICAMID, IMIDACLOPRID,DICHLORVOS |
| | Thrips | METHIOCARB, ACRINATHRIN, ABAMECTIN, DICHLORVOS, SPINOSAD |
| **Diseases** | Botrytis | CYPRODINIL+FLUDIOXONIL, IPRODIONE, POLYOXIN |
| | Pythium Phytophthora | PROPAMOCARB / MEFENOXAM |
| | Rhizoctonia | AZOXYSTRONBIN / ETRIDIAZOLE / FLUDIOXONIL / PCNB |

- Maintain the right pH for good absorption of Fe and Mg
  If the pH is changed, please contact us for the required adjustments.
- Scout for Aphids and Thrips on a regular basis
- supplemental lighting if needed - don't pass the 12 hours total for optimal growth and to hasten crop time under short days and moreover under low light conditions.
- PGR applications are based on the label instructions of the commercial product used
- EC guidelines are based on the 2:1 water extraction method

FINISHING TIPS

DANZIGER

# OMBRE™

*Calibrachoa*

- A range of colors on each plant
- Medium vigor and a controlled semi-trailing habit
- Tested for pH sensitivity
- Blooms in a 10 - hour day
- Well suited for combinations

| Spring / Summer | Semi trailing | 30-36 cm 12-14 in | 30-36 cm 12-14 in | 12-15 Gal, Patio Pots | Hanging Basket |
|---|---|---|---|---|---|



OMBRE™ Pink

DANZIGER

# The **OMBRE™** series

NEW 27



**OMBRE™ Tyler Glam**
CA-22-2400



**OMBRE™ Blue**

Best Seller



**OMBRE™ Pink**



**OMBRE™ Purple**

Best Seller



**OMBRE™ Sunrise**



**OMBRE™ Yellow**

DANZIGER

PROPAGATION TIPS

# OMBRE™

*Calibrachoa hybrida*

For additional information and availability: OMBRE™



Stick on priority – Number 3 out of 4 categories

| Average Time | Temperature | Hormone | Fertilization | Fungicide |
|---|---|---|---|---|
| 5 weeks | Weeks 1 - 2<br>70°-72° F (21° - 22°C) | Optional | Weeks 1-2 50 ppm N | Spray fungicide to control Botrytis and bacteria day of sticking |
| | Weeks 3 - 5<br>65° - 68° (18° - 20° C) | | Weeks 3-5 100 to 150 ppm N | Day of sticking & Week 2 |

- **Irrigation specification -** Remove from mist as soon as possible

- Application of IBA can hasten rooting.
- Light in propagation (supplemental lighting don't pass the 12 hours total) for optimal growth and to hasten crop time- as Calibrachoa can be slower to root and develop a plant structure under short days and moreover under low light conditions.
- Daminozide at 2,500 ppm 3rd week and if the plants are stretchy can be earlier.

| Rooting | pH | EC | Temp. | Feed | Light | PGR | Fungicide | Comments |
|---|---|---|---|---|---|---|---|---|
| Week 1 | 5.2 / 5.8 | 0.80 | 70°-72° F (21° - 22°C) | 50 ppm N in mist | | | Day of sticking | Feeding through Mist |
| Week 2 | 5.2 to 5.8 | .80 to .90 | 70°-72° F (21° - 22°C) | 50 ppm N in mist | | | Second fungicide app | |
| Week 3 | 5.2 to 5.8 | .90 to 1.0 | Cool to 68° / 70° F (20° / 21° C) | Feed 100 ppm to 150 ppm | | Daminozide as needed - 2,500 ppm | | |
| Week 4 | 5.2 to 5.8 | 1.0 to 1.2 | 65° to 68° F (18° to 20° C) | Feed 100 ppm to 150 ppm | | | | |
| Week 5 | 5.2 to 5.8 | 1.0 to 1.2 | 65° to 68° F (18° to 20° C) | Feed 100 ppm to 150 ppm | Optional | | | |

DANZIGER

FINISHING TIPS

# OMBRE™

For additional information and availability: OMBRE™

## *Calibrachoa hybrida*

- Pinch is optional
- Quality improves when finished with cool temperatures

| Average Time (from liners) | Temperature | Pinch/ Daylength Modification | Fertilization | Plant Growth Regulator |
|---|---|---|---|---|
| 7 to 8 wks | Average Day | Supplemental lighting if needed - don't pass the 12. | 100 - 150 ppm N | In liner and finish stages |
| (12 cm) 5" pot 1 ppp | 65° - 68° (18° - 20° C) | | | |
| 8 to 9 wks | | | Soil EC 1.0 - 1.2 pH 5.6 to 6.0 | |
| (15 cm) 6 ½" 1 ppp | | | | |
| 8 to 10 wks | | | | |
| (20 cm) 8" 3 ppp | | | | |
| 8 to 10 wks | | | | |
| (25 cm) 10" 3 ppp | | | | |

| Finishing | pH | EC | Temp. | Feed | Light | PGR | Fungicide | Comments |
|---|---|---|---|---|---|---|---|---|
| **Transplant to Week 6** | 5.6 to 6.0 | 1.0 to 1.2 | 65° to 68° F (18° to 20° C) | Feed 100 to 150 ppm | Day Neutral | Daminozide as needed | Spray fungicide after transplant | |
| **Week 6 to 12** | 5.6 to 6.0 | 1.0 to 1.2 | 65° to 68° F (18° to 20° C) | Feed 100 to 150 ppm | See comment below | Paclobutrazol Drench at 2 ppm if needed | | Paclobutrazol 2 ppm drench when plants reach 85% of desired size |

| | | |
|---|---|---|
| **Pests** | Aphids | ACETAMIPRID, FLONICAMID, IMIDACLOPRID,DICHLORVOS |
| | Thrips | METHIOCARB, ACRINATHRIN, ABAMECTIN, DICHLORVOS, SPINOSAD |
| **Diseases** | Botrytis | CYPRODINIL+FLUDIOXONIL, IPRODIONE, POLYOXIN |
| | Pythium Phytophthora | PROPAMOCARB / MEFENOXAM |
| | Rhizoctonia | AZOXYSTRONBIN / ETRIDIAZOLE / FLUDIOXONIL / PCNB |

- Maintain the right pH for good absorption of Fe and Mg
  If the pH is changed, please contact us for the required adjustments.
- Scout for Aphids and Thrips on a regular basis
- supplemental lighting if needed - don't pass the 12 hours total for optimal growth and to hasten crop time under short days and moreover under low light conditions.
- PGR applications are based on the label instructions of the commercial product used
- EC guidelines are based on the 2:1 water extraction method

DANZIGER

# CLIO™

*Cleome hybrida*

- Seed sterile
- Heat tolerance - long and continuous flowering all summer long
- Great garden performance
- Vigorous growth habit
- Works well for gardening and patio pots

| | | | |
|---|---|---|---|
| Upright Bush | 32-40 cm 13-16 in | 50-60 cm 20-24 in | Heat tolerant |
| Landscape | Ground cover | 15-18 Gal, | |



CLIO™ Magenta

DANZIGER

# The **CLIO™** series



**CLIO™ Pink Lady Imp.**



**CLIO™ Magenta**

# CLIO™

*Cleome hybrida*

For additional information and availability: CLIO™

PROPAGATION TIPS

Stick on priority – Number 3 out of 4 categories

| Average Time | Temperature | Hormone | Fertilization | Fungicide |
|---|---|---|---|---|
| 5 weeks | Weeks 1 - 2<br>21° - 22°C<br>(70°-72° F) | Suggested | Weeks 1-2<br>50 ppm N | Spray fungicide to control Botrytis and bacteria day of sticking |
| | Weeks 3 - 5<br>18° - 20° C<br>(65° - 68° F) | | Weeks 3-5 100 to 150 ppm N | Day of sticking & Week 2 |

- **Irrigation specification –** Spray with adjuvant the day of sticking/Remove from mist as soon as possible.

- Evenly moist soil is best for rooting
- Daminozide at 2,500 – 3,750 ppm week 4
- Pinch is optional if you need to control the liner

| Rooting | pH | EC | Temp. | Feed | Light | PGR | Fungicide | Comments |
|---|---|---|---|---|---|---|---|---|
| Week 1 | 5.8 to 6.2 | 0.80 | 21° - 22°C<br>(70°-72° F) | 50 ppm N in mist | Not required | | Day of sticking | |
| Week 2 | 5.8 to 6.2 | .80 to .90 | 21° - 22°C<br>(70°-72° F) | 50 ppm N in mist | | | Second fungicide app | |
| Week 3 | 5.8 to 6.2 | .80 to .90 | Cool to<br>20° - 21° C<br>(68° - 70° F) | Feed 100 ppm to 150 ppm | | | | |
| Week 4 | 5.8 to 6.2 | .80 to .90 | 18° - 20° C<br>(65° - 68° F) | Feed 100 to 150 ppm | | Daminozide as needed | | |
| Week 5 | 5.8 to 6.2 | .80 to .90 | 18° - 20° C<br>(65° - 68° F) | Feed 100 to 150 ppm | | Daminozide as needed | | Pinch optional |

DANZIGER

# CLIO™

For additional information and availability: CLIO™

## *Cleome hybrida*

- Maintain soil evenly moist
- High light levels best for finishing

| Average Time (from liners) | Temperature | Pinch/ Daylength Modification | Fertilization | Plant Growth Regulator |
|---|---|---|---|---|
| 8 to 10 wks | Average Day | Pinch – Suggested day of transplant | 150-200 ppm N | Daminozide spray application @ 2000 – 3750 ppm |
| 15 cm (1 gallon) 1 ppp | 61° to 65° F (16° to 18°C ) | | | |
| 10-12 wks | | | Soil EC 1.2 to 1.5 pH 5.8 to 6.2 | |
| 17-19 cm (6.5-7.5 inch) 1 ppp | | | | |

| | | |
|---|---|---|
| **Pests** | Aphids | ACETAMIPRID, FLONICAMID, IMIDACLOPRID,DICHLORVOS |
| | Thrip | METHIOCARB,ACRINATHRIN, ABAMECTIN, DICHLORVOS, SPINOSAD |
| **Diseases** | Botrytis | CYPRODINIL+FLUDIOXONIL, IPRODIONE, POLYOXIN |
| | Pythium | PROPAMOCARB |
| | Phytophthora | PROPAMOCARB |

| Finishing | pH | EC | Temp. | Feed | Light | PGR | Fungicide | Comments |
|---|---|---|---|---|---|---|---|---|
| **transplant to week 6** | 5.8 to 6.2 | 1.0 to 1.2 | 65° to 68° F (18° to 20°C ) | Feed 100 to 150 ppm | | Daminozide as needed | Drench fungicide after transplant | Control of Pythium & Phytophthora |
| **Week 6 to 14** | 5.8 to 6.2 | 1.0 to 1.2 | 61° to 65° F (16° to 18°C ) | Feed 150 to 200 ppm | | Paclobutrazol 2 ppm drench when plants reach 85% of desired size | | |

- PGR - Spray Daminozide at 2,500 to 3,750 ppm on finished plants early in crop schedule
- Maintain good airflow and allow plants to dry before nightfall. The foliage is susceptible to Oedema.
- Scout for Aphids, Mites, Thrips and Whitefly
- Drench after transplant for Botrytis and Pythium / Phytophthora. Scout for Powdery Mildew
- PGR applications are based on the label instructions of the commercial product used
- EC guidelines are based on the 2:1 water extraction method

FINISHING TIPS

DANZIGER

# GOLF™

*Craspedia globosa*

- A true showstopper
- Unique yellow blooms
- Easy rooting, even in northern climates
- Works well in combinations
- Can be easily cut and put in a vase inside the house

**Upright**

**15+ Gal+**

**Landscape**

| Variety | Height | Width |
|---|---|---|
| **GOLF™ Ace** | 46 cm<br>18 in | 39 cm<br>15 in |
| **GOLF™ Beauty Imp.** | 49 cm<br>19.5 in | 36 cm<br>14 in |
| **GOLF™ Full Swing** | 42 cm<br>16 in | 33 cm<br>13 in |



GOLF™ Beauty Imp.

DANZIGER

# The GOLF™ Collection




**GOLF™ Ace**
CRB-23-261




**GOLF™ Full Swing**
CRB-23-260




**GOLF™ Beauty Imp.**

DANZIGER

PROPAGATION TIPS

# GOLF™

For additional information and availability: GOLF™

*Craspedia spp*

Stick on priority – Number 1 out of 4 categories

**Don't store cuttings and plugs in cold store (below 10 C/ 50 F)**

**Foliage shall be kept dry as possible – see misting guidelines in the next slide**

| Average Time | Temperature | Hormone | Fertilization | Fungicide |
|---|---|---|---|---|
| 5 / 6 weeks | Weeks 1 - 2<br>70°-72° F (21° - 22°C) | Suggested | Weeks 1-2<br>50 ppm N | Spray fungicide to control Botrytis and bacteria day of sticking |
| | Weeks 3 – 5/6<br>65° - 68° F<br>(18°- 20° C) | | Weeks 3-5<br>100 to 150 ppm N | Spray fungicide to control Botrytis and bacteria Week 2 |

- **Irrigation specification** – Reduce mist shortly after sticking the cuttings (day 2 or 3).

- Dip cut ends of cuttings in rooting hormone prior to sticking or spray application of IBA- This will enable more uniform rooting.
- Daminozide at 2,500 day of sticking. Pinch plants when they begin to elongate to create branching at base of plant.

| Rooting | pH | EC | Temp. | Feed | Light | PGR | Fungicide | Comments |
|---|---|---|---|---|---|---|---|---|
| Week 1 | 5.8 / 6.4 | 0.80 | 70°-72° F<br>(21° - 22°C) | 50 ppm N in mist | Optional | | Day of sticking | |
| Week 2 | 5.8 to 6.4 | .80 to .90 | 70°-72° F<br>(21° - 22°C) | 50 ppm N in mist | Optional | | Second fungicide app | Fungicide to control Botrytis! |
| Week 3 | 5.8 to 6.4 | .90 to 1.0 | Cool to 68° / 70° F<br>(20° / 21° C) | Feed 100 ppm to 150 ppm | Optional | Daminozide as needed | | |
| Week 4 | 5.8 to 6.4 | 1.0 to 1.2 | 65° to 68° F<br>(18° / 20° C) | Feed 100 ppm to 150 ppm | Optional | Daminozide as needed | | |
| Week 5 | 5.8 to 6.4 | 1.0 to 1.2 | 65° to 68° F<br>(18° / 20° C) | Feed 100 ppm to 150 ppm | Optional | Daminozide as needed | | |

DANZIGER

# GOLF™

For additional information and availability: GOLF™

*Craspedia spp*

PROPAGATION TIPS

## Rooting – Misting guidelines

**Misting & Temperature Schedule:**

- **First 3-4 weeks (Callus Formation):**
  - Use frequent short misting pulses during the day (**6 sec every 6 min**)
  - No misting required at night unless using heated rooting media
  - If heat is applied, mist **2-3 times at night (15-20 sec each)**
  - **Ideal temperature: 68-72°F (20-22°C)** for best root initiation
- **Post root formation (Weeks 4+):**
  - Reduce misting to **1-2 long pulses per day (2-3 min each)**
  - No fertilizer in mist to prevent crown and root rot
  - **Temperature should be gradually reduced to 65-68°F (18-20°C)** to harden plants
  - Proper timing of mist reduction is critical for plant health



DANZIGER

# GOLF™

For additional information and availability: GOLF™

## *Craspedia spp*

- Pinch week 3 in liner or at transplant (according to the plant development)
- Plant liners into new soil to support plants at maturity
- **Don't store cuttings and liners in cold store (below 10 C/ 50 F)**

| Average Time (from liners) | Temperature | Pinch/ Daylength Modification | Fertilization | Plant Growth Regulator |
|---|---|---|---|---|
| 8 to 10 wks | Average Day | Pinch –Yes<br><br>Additional lighting not required | 100 - 150 ppm N | In liner and finish stages |
| (12 cm) 5” pot 1 ppp | 65° - 68° (18° - 20° C) | | | |
| 10 to 12 wks | | | Soil EC 1.0 - 1.2 pH 5.8 to 6.4 | |
| (15 cm) 6 ½” 1 ppp | | | | |

| Finishing | pH | EC | Temp. | Feed | Light | PGR | Fungicide | Comments |
|---|---|---|---|---|---|---|---|---|
| **Week 5 Transplant** | 5.8 to 6.2 | 1.0 to 1.2 | 65° to 68° F (18° to 20° C) | Feed 100 to 150 ppm | | B-9 as needed | Spray fungicide after transplant | |
| **Week 6 to 14** | 5.8 to 6.2 | 1.0 to 1.2 | 65° to 68° F (18° to 20° C) | Feed 100 to 150 ppm | | Paclobutrazol Drench at 1 to 2 ppm | | Only when finish for the desired size |

| | | |
|---|---|---|
| **Pests** | Aphids | ACETAMIPRID, FLONICAMID, IMIDACLOPRID,DICHLORVOS |
| | Thrip | METHIOCARB,ACRINATHRIN, ABAMECTIN, DICHLORVOS, SPINOSAD |
| **Diseases** | Botrytis | CYPRODINIL+FLUDIOXONIL, IPRODIONE, POLYOXIN |
| | Pythium | PROPAMOCARB |
| | Phytophthora | PROPAMOCARB |

- PGR - Spray Daminozide at 2500 ppm for finishing plants
- Paclobutrazol drench application at 1 to 2 ppm for finishing if required
- Drench broad spectrum fungicide after transplant
- Scout for Aphids on a regular basis
- PGR applications are based on the label instructions of the commercial product used
- EC guidelines are based on the 2:1 water extraction method

FINISHING TIPS

DANZIGER

# GOLF™

*Craspedia spp*

For additional information and availability: GOLF™

**Craspedia GOLF™ - Photos from commercial production in Europe, 2022**





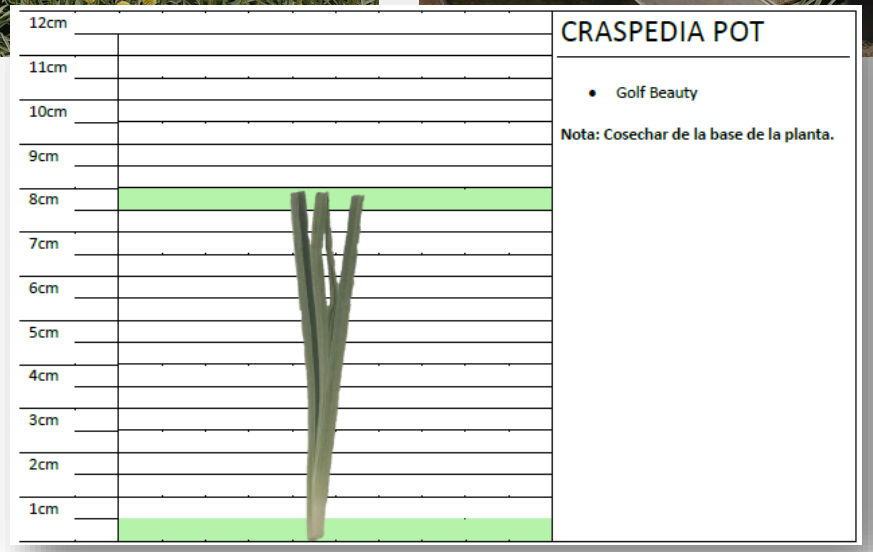


DANZIGER

# CUBANO™

## Cuphea

- Blooms in the spring and throughout the summer
- Thrives in the heat
- Cuphea flowering is accelerated by long days and warm temperatures (above 250C / 77F)
- Excellent garden performance with robust and vigorous habit
- Cubano™ Presidente has a more vigorous and upright habit than Cubano™ Cristo & Cubano™ Fuente

| | | | |
|---|---|---|---|
| Mounded | 30-41 cm<br>14-16 in | 30-36 cm<br>12-14 in | Heat<br>Tolerant |
| 12-18<br>Qt, Gal, | Landscape | Ground<br>Cover | Spring /<br>Summer<br>Flowering |



CUBANO™ Presidente

DANZIGER

# The **CUBANO™** Collection




**CUBANO™ Toro**
CPB-20-8056



**CUBANO™ Cristo**



**CUBANO™ Fuente**



**CUBANO™ Presidente**

DANZIGER

PROPAGATION TIPS

# CUBANO™

*Cuphea*

For additional information and availability: CUBANO™



Stick on priority – Number 4 out of 4 categories

| Average Time | Temperature | Hormone | Fertilization | Fungicide |
|---|---|---|---|---|
| 4 weeks | Weeks 1 - 2<br>72° - 74° F<br>(22° - 23° C) | Optional | Weeks 1-2 50 ppm N | Spray fungicide to control Botrytis and bacteria day of sticking |
| | Weeks 3 - 4<br>65° - 68°<br>(18° - 20° C) | Pinch is required on the 3rd week | Weeks 3-4 100 to 150 ppm N | Day of sticking & Week 2 |

- **Irrigation specification -** Remove from mist as soon as possible

- Apply broad spectrum fungicide the day of sticking to control leaf disease. Proper air movement is required to control disease issues during propagation
- Allow some drying of soil between irrigations in weeks 3 and 4
- Calcium sprays increase stem strength

| Rooting | pH | EC | Temp. | Feed | Light | PGR | Fungicide | Comments |
|---|---|---|---|---|---|---|---|---|
| Week 1 | 5.6 to 6.1 | 0.80 | 72° - 74° F<br>(22° - 23° C) | 50 ppm N in mist | | | Day of sticking | |
| Week 2 | 5.6 to 6.1 | .80 to .90 | 72° - 74° F<br>(22° - 23° C) | 50 ppm N in mist | | | Second fungicide app | |
| Week 3 | 5.6 to 6.1 | .90 to 1.0 | Cool to<br>68° - 70° F<br>(20° - 21° C) | Feed 100 ppm to 150 ppm | | Daminozide as needed – 2,500 ppm | | |
| Week 4 | 5.6 to 6.1 | 1.0 to 1.2 | 65° - 68° F<br>(18° - 20° C) | feed 100 to 150 ppm | | Daminozide as needed – 2,500 ppm | | |

DANZIGER

FINISHING TIPS

# CUBANO™

*Cuphea*

For additional information and availability: CUBANO™

- Pinch is required in liner stage
- Cuphea flowering is hastened with warm temperatures and long days

| Average Time (from liners) | Temperature | Pinch/ Daylength Modification | Fertilization | Plant Growth Regulator |
|---|---|---|---|---|
| 6 to 8 wks | Average Day | Pinch – Recommended<br><br>Long days hastens flowering | 150 – 200 ppm N | Daminozide at 2500 to 3750 ppm on more vigorous varieties |
| (12 cm) 5” pot 1 ppp | 65° - 68° (18° - 20° C) | | | |
| 7 to 9 wks | 1 ppp | | Soil EC 1.0 - 1.2 pH 5.6 to 6.1 | |
| (15 cm) 6 ½” | | | | |
| 7 to 10 wks | | | | Paclobutrazol 1 to 2 ppm drench to finish high-quality plants |
| (20 cm) 8” | 3 ppp | | | |

- PGR - Spray Daminozide at 2500 ppm on young finished plants
- Maintain good airflow and allow plants to dry before nightfall
- Calcium sprays increase stem strength and reduce botrytis
- Not susceptible to Oedema
- PGR applications are based on the label instructions of the commercial product used
- EC guidelines are based on the 2:1 water extraction method

| Finishing | pH | EC | Temp. | Feed | Light | PGR | Fungicide | Comments |
|---|---|---|---|---|---|---|---|---|
| **Week 5 Transplant** | 5.6 to 6.1 | 1.0 to 1.2 | 65° to 68° F (18° to 20° C) | Feed 100 to 150 ppm | Not required | Daminozide as needed 2,500 ppm | Spray fungicide after transplant | |
| **Week 6 to 12** | 5.6 to 6.1 | 1.0 to 1.2 | 65° to 68° F (18° to 20° C) | Feed 150 to 200 ppm | Not required | Paclobutrazol Drench at 1 to 2 ppm | | Only when finish and desired size |

| | | |
|---|---|---|
| **Pests** | Aphids | ACETAMIPRID, FLONICAMID, IMIDACLOPRID,DICHLORVOS |
| | Thrip | METHIOCARB,ACRINATHRIN, ABAMECTIN, DICHLORVOS, SPINOSAD |
| **Diseases** | Botrytis | CYPRODINIL+FLUDIOXONIL, IPRODIONE, POLYOXIN |
| | Pythium | PROPAMOCARB |
| | Phytophthora | PROPAMOCARB |

DANZIGER

# CHÉRIE™

*Dahlia*

- Large double blooms
- Available in a wide range of solid, bicolor and novelty colors.
- Uniform production timing
- Works well in gallon programs (17 cm. pots)
- Blooms Spring to Summer




| Vigor | 25-30 cm | 36-46 cm | 15+ | Double |
|---|---|---|---|---|
| Upright | 10-12 in | 14-18 in | Gal+ | flower |




DANZIGER

# The CHÉRIE™ Series

## Tall Medium Growth




**CHÉRIE™ Camilla's Love**
DH-Z-309




**CHÉRIE ™ Papaya**



**CHÉRIE™ Abstract Purple**




**CHÉRIE™ Abstract Raspberry**



**CHÉRIE™ Peach**



**CHÉRIE™ Pink Lace**



**CHÉRIE™ Purple**



**CHÉRIE™ Radiant Rose**




**CHÉRIE™ Red**




**CHÉRIE™ Red Lace**



**CHÉRIE™ Vanilla**



**CHÉRIE™ Yellow**

## Medium Controlled Growth



**CHÉRIE™ Deep Red**




**CHÉRIE™ Lemon**



**CHÉRIE™ Red Flare**



**CHÉRIE™ Vintage Orange**



**CHÉRIE™ White**

DANZIGER

PROPAGATION TIPS

# CHÉRIE™

*Dahlia variabilis*

For additional information and availability: CHÉRIE™

Stick on priority – Number 2 out of 4 categories

| Average Time | Temperature | Hormone | Fertilization | Fungicide |
|---|---|---|---|---|
| 4 weeks | Weeks 1 - 2<br>70°-72° F<br>(21° - 22°C) | Optional | Weeks 1-2 50 ppm N | Spray fungicide to control Botrytis and bacteria day of sticking |
| | Weeks 3 - 4<br>65° - 68°<br>(18° - 20° C) | | Weeks 3-4 100 to 150 ppm N | Day of sticking & Week 2 |

- **Irrigation specification -** Remove from mist as soon as possible

- Apply broad spectrum fungicide the day of sticking to control leaf disease including control of Powdery Mildew
- Proper air movement is required to control disease issues during propagation
- Night interruption 10pm to 2am or day length extension of 24 hours day started day of sticking at least 10-foot candles (2 uMol), this must be done during the full life of the liner/plug. 2 weeks longer for large pots 10-inch or larger.

| Rooting | pH | EC | Temp. | Feed | Light | PGR | Fungicide | Comments |
|---|---|---|---|---|---|---|---|---|
| Week 1 | 5.8 to 6.2 | 0.80 | 70°-72° F (21° - 22°C) | 50 ppm N in mist | Yes | | Day of sticking | |
| Week 2 | 5.8 to 6.2 | .80 to .90 | 70°-72° F (21° - 22°C) | 50 ppm N in mist | Yes | | Second fungicide app | |
| Week 3 | 5.8 to 6.2 | .90 to 1.0 | Cool to 65° - 68° F (18° - 20° C) | Feed 100 ppm to 150 ppm | Yes | Daminozide as needed at 750 ppm | | |
| Week 4 | 5.8 to 6.2 | 1.0 to 1.2 | 65° - 68° F (18° - 20° C) | Feed 100 to 150 ppm | Yes | And another application of 750 ppm only if needed | | |

DANZIGER

FINISHING TIPS

# CHÉRIE™

For additional information and availability: CHÉRIE™

## *Dahlia variabilis*

- Pinch is optional, but not required
- Continue Night Interruption or 14 hour days after transplant – extended day

| Average Time (from liners) | Temperature | Pinch/ Daylength Modification | Fertilization | Plant Growth Regulator |
|---|---|---|---|---|
| 7 To 9 wks | Average Day | Long days required for uniform flowering | 150 – 200 ppm N | Daminozide as needed 750 ppm in two applications |
| (12 cm) 5” pot | 67° - 69° (19° - 20° C) | | | |
| 8 to 10 wks | 1 ppp | | Soil EC 1.0 - 1.2 pH 5.8 to 6.2 | |
| (15 cm) 6 ½” | | | | |
| 8 to 10 wks | | Extend the day to 14 hours | | |
| (25 cm) 10” | 3 ppp | | | |

- Spray to control Powdery Mildew after transplant
- PGR - Spray Daminozide at 750 ppm in 2 applications on young finished.
- Scout for Aphids, Thrips, Spider Mites and Leaf-miners
- PGR applications are based on the label instructions of the commercial product used
- EC guidelines are based on the 2:1 water extraction method

| Finishing | pH | EC | Temp. | Feed | Light | PGR | Fungicide | Comments |
|---|---|---|---|---|---|---|---|---|
| **Transplant to Week 5** | 5.8 to 6.2 | 1.0 to 1.2 | 67° to 69° F (19° to 20° C) | Feed 150 to 200 ppm | Required | Daminozide as needed 750 ppm in two applications | Spray fungicide after transplant | |
| **Week 6 to 12** | 5.8 to 6.2 | 1.0 to 1.2 | 65° to 68° F (18° to 20° C) | Feed 150 to 200 ppm | Required | | Include Powdery Mildew control | |

| | | |
|---|---|---|
| **Pests** | Aphids | ACETAMIPRID, FLONICAMID, IMIDACLOPRID,DICHLORVOS |
| | Thrip | METHIOCARB, ACRINATHRIN, ABAMECTIN, DICHLORVOS, SPINOSAD |
| **Diseases** | Botrytis | CYPRODINIL+FLUDIOXONIL, IPRODIONE, POLYOXIN |
| | Pythium | PROPAMOCARB |
| | Phytophthora | PROPAMOCARB |

DANZIGER

# DARLIN’™

*Dahlia*

- Large double blooms are available in wide range of bright colors, including bicolor
- Works well in gallon programs (15 cm. pots)
- Blooms Spring to Summer

| Upright | 30-41 cm<br>12-16 in | 25-36 cm<br>10-14 in | 15+<br>Gal+ |
|---|---|---|---|

| Double flower | Spring / Summer Flowering |
|---|---|



DARLIN’™ Orange Flare

DANZIGER

# The **DARLIN'™** Series

## Tall Medium Growth




**DARLIN'™ White Imp.**
DH-Z-291




**DARLIN'™ Radiant Cherry**




**DARLIN'™ Abstract Fuchsia**



**DARLIN'™ Lemon Flare**




**DARLIN'™ Orange Flare**



**DARLIN'™ Pink Tint**




**DARLIN'™ Radiant Pink**



**DARLIN'™ Scarlet**



**DARLIN'™ Vintage Rose**



**DARLIN'™ Yellow**

## Medium Controlled Growth



**DARLIN'™ Burgundy Lace**



**DARLIN'™ Perfect Red**



**DARLIN'™ Radiant Peach**



**DARLIN'™ Ruby**



**DARLIN'™ Salmon**

DANZIGER

PROPAGATION TIPS

# DARLIN'™

*Dahlia variabilis*

For additional information and availability: DARLIN™

Stick on priority – Number 2 out of 4 categories

| Average Time | Temperature | Hormone | Fertilization | Fungicide |
|---|---|---|---|---|
| 4 weeks | Weeks 1 - 2<br>70°-72° F<br>(21° - 22°C) | Optional | Weeks 1-2 50 ppm N | Spray fungicide to control Botrytis and bacteria day of sticking |
| | Weeks 3 - 4<br>65° - 68°<br>(18° - 20° C) | | Weeks 3-4 100 to 150 ppm N | Day of sticking & Week 2 |

- **Irrigation specification -** Remove from mist as soon as possible

- Apply broad spectrum fungicide the day of sticking to control leaf disease including control of Powdery Mildew
- Proper air movement is required to control disease issues during propagation
- Night interruption 10pm to 2am or day length extension of 24 hours day started day of sticking at least 10-foot candles (2 uMol), this must be done during the full life of the liner/plug. 2 weeks longer for large pots 10-inch or larger

| Rooting | pH | EC | Temp. | Feed | Light | PGR | Fungicide | Comments |
|---|---|---|---|---|---|---|---|---|
| Week 1 | 5.8 to 6.2 | 0.80 | 70°-72° F<br>(21° - 22°C) | 50 ppm N in mist | Yes | | Day of sticking | |
| Week 2 | 5.8 to 6.2 | .80 to .90 | 70°-72° F<br>(21° - 22°C) | 50 ppm N in mist | Yes | | Second fungicide app | |
| Week 3 | 5.8 to 6.2 | .90 to 1.0 | Cool to<br>65° - 68° F<br>(18° - 20° C) | Feed 100 ppm to 150 ppm | Yes | Daminozide as needed at 750 ppm | | |
| Week 4 | 5.8 to 6.2 | 1.0 to 1.2 | 65° - 68° F<br>(18° - 20° C) | Feed 100 to 150 ppm | Yes | And another application of 750 ppm only if needed | | |

DANZIGER

# DARLIN'™

*Dahlia variabilis*

For additional information and availability: DARLIN™

FINISHING TIPS

- Pinch is optional but not required
- Continue night interruption lighting or 14 hour days after transplant – extended day

| Average Time (from liners) | Temperature | Pinch/ Daylength Modification | Fertilization | Plant Growth Regulator |
|---|---|---|---|---|
| 7 to 9 wks | Average Day | Long days required for uniform flowering | 150 – 200 ppm N | Daminozide as needed 750 ppm in two applications |
| (12 cm) 5" pot | 67° - 69° (19° - 20° C) | | | |
| 8 to 10 wks | 1 ppp | | Soil EC 1.0 - 1.2 pH 5.8 to 6.2 | |
| (15 cm) 6 ½" | | | | |
| 8 to 10 wks | | Extend the day to 14 hours | | |
| (25cm) 10" | 3 ppp | | | |

| Finishing | pH | EC | Temp. | Feed | Light | PGR | Fungicide | Comments |
|---|---|---|---|---|---|---|---|---|
| **Week 5 Transplant** | 5.8 to 6.2 | 1.0 to 1.2 | 67° to 69° F (19° to 20° C) | Feed 150 to 200 ppm | Required | Daminozide as needed 750 ppm in two applications | Spray fungicide after transplant | |
| **Week 6 to 10** | 5.8 to 6.2 | 1.0 to 1.2 | 65° to 68° F (18° to 20° C) | Feed 150 to 200 ppm | Required | | Include Powdery Mildew control | |

| | | |
|---|---|---|
| **Pests** | Aphids | ACETAMIPRID, FLONICAMID, IMIDACLOPRID,DICHLORVOS |
| | Thrip | METHIOCARB,ACRINATHRIN, ABAMECTIN, DICHLORVOS, SPINOSAD |
| **Diseases** | Botrytis | CYPRODINIL+FLUDIOXONIL, IPRODIONE, POLYOXIN |
| | Pythium | PROPAMOCARB |
| | Phytophthora | PROPAMOCARB |

- Spray to control Powdery Mildew after transplant
- PGR - Spray Daminozide at 750 ppm in 2 applications on young finished
- Scout for Aphids, Thrips, Spider Mites and Leaf-miners
- PGR applications are based on the label instructions of the commercial product used
- EC guidelines are based on the 2:1 water extraction method

DANZIGER

# TRINITY™

*Diascia*

- Large flowers
- Thick green leaf with good shelf life
- Exceptional weather tolerance, hot and cold
- Holds flowers longer for improved shelf life
- Grows into a small bush
- Works well in combinations and in gardens.

| | | | |
|---|---|---|---|
| Upright | 32-35 cm<br>12-14 in | 32-38 cm<br>12-16 in | Heat<br>Tolerant |
| 12-15<br>Qt, Gal | Landscape | Pollinator<br>Friendly | Spring /<br>Summer<br>Flowering |



TRINITY™ Sunset

DANZIGER

# The **TRINITY™** Series




**TRINITY™ White**
DI-22-3311




**TRINITY™ Blush**
DI-22-3286




**TRINITY™ Pink**




**TRINITY™ Salmon**



**TRINITY™ Grace**




**TRINITY™ Sunset**

DANZIGER

PROPAGATION TIPS

# TRINITY™

*Diascia barberae*

For additional information and availability: TRINITY™

Stick on priority – Number 3 out of 4 categories

| Average Time | Temperature | Hormone | Fertilization | Fungicide |
|---|---|---|---|---|
| 5 weeks | Weeks 1 - 2<br>70°-72° F<br>(21° - 22°C) | Optional | Weeks 1-2<br>50 ppm N | Spray fungicide to control Botrytis and bacteria day of sticking |
| | Weeks 3 - 5<br>68° - 70°<br>(20° - 21° C) | | Weeks 3-5 100 to 150 ppm N | Apply broad spectrum Week 2 |

- **Misting specification -** Remove from mist as soon as possible
- Spray adjuvant at sticking

- Maintain warm temperatures allowing plants to develop.
- Spray Daminozide at 2,500 to 3,7500 ppm
- Pinch is optional week 4 or at transplant only if need to control the liner

| Rooting | pH | EC | Temp. | Feed | Light | PGR | Fungicide | Comments |
|---|---|---|---|---|---|---|---|---|
| Week 1 | 5.8 / 6.2 | 0.80 | 70°-72° F<br>(21° - 22°C) | 50 ppm N in mist | Not required | | Day of sticking | |
| Week 2 | 5.8 to 6.2 | .80 to .90 | 70°-72° F<br>(21° - 22°C) | 50 ppm N in mist | Not required | | Second fungicide app | |
| Week 3 | 5.8 to 6.2 | .90 to 1.0 | 70°-72° F<br>(21° - 22°C) | Feed 100 ppm to 150 ppm | Not required | | | |
| Week 4 | 5.8 to 6.2 | .90 to 1.0 | Cool to 68° / 70° F<br>(20° / 21° C) | Feed 100 to 150 ppm | Not required | Daminozide as needed | | Pinch |
| Week 5 | 5.8 to 6.2 | 0.9 to 1.0 | 68° - 70°<br>(20° - 21° C) | Feed 100 to 150 ppm | Not required | Daminozide as needed | | |

DANZIGER

# TRINITY™

For additional information and availability: TRINITY™

## *Diascia barberae*

- Cool temperature finishing for best quality
- Plant liners above new soil – not to bury plant meristem

| Average Time (from liners) | Temperature | Pinch/ Daylength Modification | Fertilization | Plant Growth Regulator |
|---|---|---|---|---|
| 8 to 9 wks | Average Day | Pinch –Yes<br>Day Neutral | 100 – 150 ppm N | In liner and finish stages |
| (12 cm) 5” pot 1 ppp | 65° - 68° (18° - 20° C) | | | |
| 8 to 10 wks | | | Soil EC 1.0 - 1.2 pH 5.8 to 6.2 | |
| (15 cm) 6 ½” 1 ppp | | | | |

- PGR - Spray Daminozide at 2500 to 3750 ppm for finishing plants
- Paclobutrazol – Do not apply
- Spray broad spectrum fungicide after transplant
- Scout for Aphids and Thrips on a regular basis
- PGR applications are based on the label instructions of the commercial product used
- EC guidelines are based on the 2:1 water extraction method

| Finishing | pH | EC | Temp. | Feed | Light | PGR | Fungicide | Comments |
|---|---|---|---|---|---|---|---|---|
| **Week 6 Transplant** | 5.8 to 6.2 | 1.0 to 1.2 | 65° to 68° F (18° to 20° C) | Feed 100 to 150 ppm | | Daminozide as needed | Spray fungicide after transplant | |
| **Week 6 to 12** | 5.8 to 6.2 | 1.0 to 1.2 | 65° to 68° F (18° to 20° C) | Feed 100 to 150 ppm | | | | Do not apply Paclobutrazol |

| | | |
|---|---|---|
| **Pests** | Aphids | ACETAMIPRID, FLONICAMID, IMIDACLOPRID,DICHLORVOS |
| | Thrip | METHIOCARB, ACRINATHRIN, ABAMECTIN, DICHLORVOS, SPINOSAD |
| **Diseases** | Botrytis | CYPRODINIL+FLUDIOXONIL, IPRODIONE, POLYOXIN |
| | Pythium | PROPAMOCARB |
| | Phytophthora | PROPAMOCARB |



DANZIGER

# DuraBella®

## Long lasting beauty

Having the right ingredients is the first step in creating a successful recipe, and DURABELLA® is exactly that.

Our teams in the US and Europe come together with a shared passion for excellence, assembling recipes

to suit their market's taste and create the perfect blend of varieties. This ensures that everyone can enjoy

the beauty of DURABELLA® in their own unique style. These combinations are selected and tested for great

performance, resulting in stunning displays that last longer for the consumer.



**Rose Chateau™**
Petunia Littletunia™ White Grace
Petunia Capella™ Fuchsia Lace
Verbena Vanessa™ Bicolor Light Pink

DANZIGER

PROPAGATION TIPS

DuraBella®
Long lasting beauty

For additional information and availability: DuraBella®

## Stick on priority - Number 2 out of 4 categories

| Average Time | Temperature | Hormone | Fertilization | Fungicide |
|---|---|---|---|---|
| 5 weeks Average for each Genera | Weeks 1 - 2 21° - 22°C (70°-72° F) | Optional | Weeks 1-2 50 ppm N | Spray fungicide to control Botrytis and bacteria day of sticking |
| | Weeks 3 - 5 20° - 21° C (68° - 70° F) | | Weeks 3-5 100 ppm N | Apply broad spectrum Week 2 |

- **Misting specification -** Remove from mist as soon as possible
  - Spray adjuvant at sticking

- Maintain warm temperatures allowing plants to develop
- Spray Daminozide at 2000-2500 on genera requiring control
- Pinch is recommended week 4 or at transplant on items requiring pinch

| Rooting | pH | EC | Temp. | Feed | Light | PGR | Fungicide | Comments |
|---|---|---|---|---|---|---|---|---|
| Week 1 | 5.6 to 6.1 | 0.80 | 21° - 22°C (70°-72° F) | 50 ppm N in mist | Not required | | Day of sticking | |
| Week 2 | 5.6 to 6.1 | .80 to .90 | 21° - 22°C (70°-72° F) | 50 ppm N in mist | Not required | | Second fungicide app | |
| Week 3 | 5.6 to 6.1 | .90 to 1.0 | 21° - 22°C (70°-72° F) | Feed 50 ppm to 100 ppm | Not required | | | |
| Week 4 | 5.6 to 6.1 | 1.0 to 1.2 | 20° C (68° F) | Feed 100 to 150 ppm | Not required | | | |
| Week 5 | 5.6 to 6.1 | 1.0 to 1.2 | 20° C (68° F) | Feed 100 to 150 ppm | Not required | Daminozide on items requiring | | |

DANZIGER

FINISHING TIPS

DuraBella®
Long lasting beauty

For additional information and availability: DuraBella®

- Keep the temperatures moderately warm to allow plants to continue to develop (average daily temperature at 65° F (18° C)
- Plant components close to center of basket to allow them to mix

| Average Time (from liners) | Temperature | Pinch/ Daylength Modification | Fertilization | Plant Growth Regulator |
|---|---|---|---|---|
| 6 to 7 wks | Average Day | Pinch – Yes on some items | 150 - 200 ppm N | In liner and finish stages on items requiring control |
| (20 cm) 10" 3 ppp | 65° ( 18° C ) | | | |
| 8 to 9 wks | 65° ( 18° C ) | | Soil EC 0.8 - 1.1 pH 5.6 to 6.1 | |
| (25 cm) 10" or larger 3 ppp | | | | |

- PGR – Spot Spray Daminozide at 2500 ppm on components requiring control
- Paclobutrazol drench application at 1 to 2 ppm for finishing if required
- Spray broad spectrum fungicide / drench after transplant when roots are established
- Scout for Aphids, Thrips and Whiteflies on a regular basis
- EC guidelines are based on the 2:1 water extraction method

| | | |
|---|---|---|
| **Pests** | Aphids | ACETAMIPRID, FLONICAMID, IMIDACLOPRID,DICHLORVOS |
| | Thrips | METHIOCARB, ACRINATHRIN, ABAMECTIN, DICHLORVOS, SPINOSAD |
| **Diseases** | Botrytis | CYPRODINIL+FLUDIOXONIL, IPRODIONE, POLYOXIN |
| | Pythium Phytophthora | PROPAMOCARB / MEFENOXAM |
| | Rhizoctonia | AZOXYSTRONBIN / ETRIDIAZOLE / FLUDIOXONIL / PCNB |

| Finishing | pH | EC | Temp. | Feed | Light | PGR | Fungicide | Comments |
|---|---|---|---|---|---|---|---|---|
| **Week 5 Transplant** | 5.6 to 6.1 | 0.8 to 1.1 | 65° F (18° C) | Feed 100 to 150 ppm | | B-9 as needed | Drench fungicide after transplant | |
| **Week 6 to 13** | 5.6 to 6.1 | 0.8 to 1.1 | 65° F (18° C) | Feed 100 to 150 ppm | | Paclobutrazol Drench at 1 to 2 ppm | | Drench Paclobutrazol when container is 85% of size for finishing |

DANZIGER

# DIWALI SHOWER™

Euphorbia hypericifolia

- Low maintenance
- Heat and drought tolerant
- Great filler product, great for combinations

| Upright-Bush | 28-35 cm 12-14 in | 20-25 cm 8-10 in | Heat tolerant |
|---|---|---|---|



DANZIGER

PROPAGATION TIPS

# DIWALI SHOWER™

*Euphorbia hypericifolia*

For additional information and availability: DIWALI™

Stick on priority – Number 1 out of 4 categories

| Average Time | Temperature | Hormone | Fertilization | Fungicide |
|---|---|---|---|---|
| 5 weeks | Weeks 1 - 2<br>72° - 74° F<br>(22° - 23° C) | Recommended | Weeks 1-2<br>50 ppm N | Spray fungicide to control Botrytis and bacteria day of sticking |
| | Weeks 3 - 5<br>65° - 68°<br>(18° - 20° C) | | Weeks 3-5 100 to 150 ppm N | Spray fungicide to control Botrytis and bacteria Week 2 |

- **Irrigation specification –** Spray adjuvant after sticking.

- Application of hormone IBA can hasten rooting
- Pinch is not recommended / very sensitive to ethephon applications
- Maintain moderate damp soil during rooting

| Rooting | pH | EC | Temp. | Feed | Light | PGR | Fungicide | Comments |
|---|---|---|---|---|---|---|---|---|
| Week 1 | 5.8 to 6.2 | 0.80 | 72° - 74° F<br>(22° - 23° C) | 50 ppm N in mist | | | Day of sticking | Feeding through Mist |
| Week 2 | 5.8 to 6.2 | .80 to .90 | 72° - 74° F<br>(22° - 23° C) | 50 ppm N in mist | | | Second fungicide app | |
| Week 3 | 5.8 to 6.2 | .90 to 1.0 | Cool to 68° - 70° F (20° - 21° C) | Feed 100 ppm to 150 ppm | | | | |
| Week 4 | 5.8 to 6.2 | 1.0 to 1.2 | 65° - 68° F<br>(18° - 20° C) | Feed 100 ppm to 150 ppm | | | | |
| Week 5 | 5.8 to 6.2 | 1.0 to 1.2 | 65° - 68° F<br>(18° - 20° C) | Feed 100 ppm to 150 ppm | | Daminozide as needed – 2,500 ppm | | |

DANZIGER

# DIWALI SHOWER™

*Euphorbia hypericifolia*

For additional information and availability: DIWALI™

FINISHING TIPS

- Pinch is not recommended
- Over-wet soil in low light conditions can develop root disease issues, allow soil to dry between irrigations

| Average Time (from liners) | Temperature | Pinch/ Daylength Modification | Fertilization | Plant Growth Regulator |
|---|---|---|---|---|
| 6 to 7 wks | Average Day | Pinch not recommended<br><br>No lighting necessary | 150 - 200 ppm N | |
| (12 cm) 5" pot 1 ppp | 60° - 68° (16° - 20° C) | | | |
| 7 to 8 wks | | | Soil EC 1.0 - 1.2 pH 5.8 to 6.2 | |
| (15 cm) 6 ½" 1 ppp | | | | |
| 7 to 8 wks | | | | |
| (20 cm) 8" | 3 plants per container | | | |
| 7 to 8 wks | | | | |
| (25 cm) 10" | 3 plants per container | | | |

- <u>Consistent soil moisture levels are best</u> – allow soil to dry slightly between irrigations
- Scout for Aphids, Thrips and Whiteflies
- PGR applications are based on the label instructions of the commercial product used
- EC guidelines are based on the 2:1 water extraction method

| Finishing | pH | EC | Temp. | Feed | Light | PGR | Fungicide | Comments |
|---|---|---|---|---|---|---|---|---|
| **Week 6 Transplant** | 5.8 to 6.2 | 1.0 to 1.2 | 65° to 68° F (18° to 20° C) | Feed 150 - 200 ppm | | Daminozide as needed – 2,500 ppm | Spray fungicide after transplant | |
| **Week 6 to 12** | 5.8 to 6.2 | 1.0 to 1.2 | 60° to 68° F (16° to 20° C) | Feed 150 - 200 ppm | Not Required | Paclobutrazol Drench at 1 to 2 ppm | | Paclobutrazol 1 to 2 ppm drench when plants reach 85% of desired size |

| | | |
|---|---|---|
| **Pests** | Aphids | ACETAMIPRID, FLONICAMID, IMIDACLOPRID,DICHLORVOS |
| | Thrips | METHIOCARB, ACRINATHRIN, ABAMECTIN, DICHLORVOS, SPINOSAD |
| **Diseases** | Botrytis | CYPRODINIL+FLUDIOXONIL, IPRODIONE, POLYOXIN |
| | Pythium Phytophthora | PROPAMOCARB / MEFENOXAM |
| | Rhizoctonia | AZOXYSTRONBIN / ETRIDIAZOLE / FLUDIOXONIL / PCNB |

DANZIGER

# FELICITY™

*Felicia amelloides*

- Flowers earlier than other market varieties and stays in bloom longer
- Controlled, well branched habit
- Felicity™ Leading Lady has a more compact habit that requires little to no PGR

| Semi Upright | 12-15 Qt, Gal | 32-40 cm 12-16 in | 26-32 cm 10-12 in |
|---|---|---|---|



Felicity™ Blue

DANZIGER

# The **FELICITY™** Collection



**Felicity™ Blue**



**Felicity™ Leading Lady**

DANZIGER

PROPAGATION TIPS

# FELICITY™

*Felicia amelloides*

For additional information and availability: FELICITY™

Stick on priority – Number 3 out of 4 categories

| Average Time | Temperature | Hormone | Fertilization | Fungicide |
|---|---|---|---|---|
| 4 weeks | Weeks 1 - 2<br>72° / 74° F<br>(22° / 23° C)) | No | Weeks 1-2<br>50 ppm N | Spray fungicide to control Botrytis and bacteria day of sticking |
| | Weeks 3 - 4<br>65° - 68°<br>(18° - 20° C) | | Weeks 3-4 100 to 150 ppm N | Day of sticking & Week 2 |

| Rooting | pH | EC | Temp. | Feed | Light | PGR | Fungicide | Comments |
|---|---|---|---|---|---|---|---|---|
| Week 1 | 5.6 / 6.2 | 0.80 | 72° / 74° F (22° / 23° C) | 50 ppm N in mist | No required | | Day of sticking | |
| Week 2 | 5.6 to 6.2 | .80 to .90 | 72° / 74° F (22° / 23° C) | 50 ppm N in mist | | | Second fungicide app | |
| Week 3 | 5.6 to 6.2 | .90 to 1.0 | Cool to 68° / 70° F (20° / 21° C) | Feed 100 ppm to 150 ppm | | | | |
| Week 4 | 5.6 to 6.2 | .90 to 1.0 | 65° to 68° F (18° to 20° C) | Feed 100 to 150 ppm | | Daminozide as needed – 2,500 ppm | | |

- **Irrigation specification -** Remove from mist as soon as possible

- Apply broad spectrum fungicide the day of sticking to control leaf disease.

DANZIGER

# FELICITY™

For additional information and availability: FELICITY™

## *Felicia amelloides*

FINISHING TIPS

- Soil should remain evenly moist and do not run soil too wet during cooler growing conditions. Root system and foliage will develop problems under continuous wet soil conditions
- Cool temperature finishing for best quality

| Average Time (from liners) | Temperature | Pinch/ Daylength Modification | Fertilization | Plant Growth Regulator |
|---|---|---|---|---|
| 6 to 7 wks | Average Day | No Pinch Required<br><br>Not Required Day Neutral | 150-200 ppm N<br><br>Soil EC 0.9 - 1.1 pH 5.6 to 6.2 | Daminozide spray application at 2500 to 3750 ppm for finishing |
| (12 cm) 5" pot | 65° - 68° (18° - 20° C) | | | |
| 7 to 8 wks | 1 ppp | | | |
| (15 cm) 6 ½" | | | | |
| 8 to 9 wks | | | | |
| (20 cm) 8" | 3 ppp | | | |

| Finishing | pH | EC | Temp. | Feed | Light | PGR | Fungicide | Comments |
|---|---|---|---|---|---|---|---|---|
| **Week 5 Transplant** | 5.6 to 6.2 | 0.9 to 1.1 | 65° to 68° F (18° to 20° C) | Feed 150 to 200 ppm | Not required | Daminozide as needed 2500 to 3750 ppm | Drench fungicide after transplant | |
| **Week 6 to 10** | 5.6 to 6.2 | 0.9 to 1.1 | 65° to 68° F (18° to 20° C) | Feed 150 to 200 ppm | Not required | | | |

- PGR – If needed, spray Daminozide at 2500 ppm on young finished plants
- Maintain good airflow and allow plants to dry before nightfall
- Scout for Aphids, Thrips and Whitefly
- PGR applications are based on the label instructions of the commercial product used
- EC guidelines are based on the 2:1 water extraction method

| | | |
|---|---|---|
| **Pests** | Aphids | ACETAMIPRID, FLONICAMID, IMIDACLOPRID, DICHLORVOS |
| | Thrip | METHIOCARB, ACRINATHRIN, ABAMECTIN, DICHLORVOS, SPINOSAD |
| **Diseases** | Botrytis | CYPRODINIL+FLUDIOXONIL, IPRODIONE, POLYOXIN |
| | Pythium | PROPAMOCARB |
| | Phytophthora | PROPAMOCARB |

DANZIGER

# CORABELLS™

## Fuchsia hybrida

- Compact series of Fuchsia
- Early spring flowering ideal for filtered sun locations
- Mature height and width is 25 cm x 46 cm (10 x 18 inches)

| Early Spring / Spring Flowering | 25 - 30 cm (10 - 12”) | 41 - 46 cm (16 - 18”) |
|---|---|---|



CORABELLS™ Dark Eyes

DANZIGER

PROPAGATION TIPS

# CORABELLS™

*Fuchsia hybrida*

For additional information and availability: CORABELLS™

Stick on priority – Number 4 out of 4 categories

| Average Time | Temperature | Hormone | Fertilization | Fungicide |
|---|---|---|---|---|
| 5 weeks | Weeks 1 - 2<br>21° - 22°C (70°-72° F) | Optional | Weeks 1-2<br>50 ppm N | Spray fungicide to control Botrytis and bacteria day of sticking |
| | Weeks 3 - 5<br>18° - 20° C (65° - 68° F) | | Weeks 3-5<br>100 to 150 ppm N | Day of sticking & Week 2 |

- **Irrigation specification –** Remove from mist as soon as root emerges

- Spray adjuvant the day of sticking. Spray broad spectrum fungicide to prevent Botrytis day of sticking and week 2
- Spray Ethephon at 300 ppm the 3rd- 4th week. This will reset flowering response. One hour of Ethephon on the leaves will be sufficient time while mist is off.

| Rooting | pH | EC | Temp. | Feed | Light | PGR | Fungicide | Comments |
|---|---|---|---|---|---|---|---|---|
| Week 1 | 5.6 to 6.2 | 0.80 | 21° - 22°C (70°-72° F) | 50 ppm N in mist | | | Day of sticking | |
| Week 2 | 5.6 to 6.2 | .80 to .90 | 21° - 22°C (70°-72° F) | 50 ppm N in mist | | | Second fungicide app | |
| Week 3 | 5.6 to 6.2 | .80 to .90 | Cool to 20° - 21°C (68°-70° F) | Feed 100 ppm N | | | | |
| Week 4 | 5.6 to 6.2 | .80 to .90 | 18° - 20° C (65° - 68° F) | Feed 100 ppm N | | | | |
| Week 5 | 5.6 to 6.2 | .80 to .90 | 18° - 20° C (65° - 68° F) | Feed 100 to 150 ppm | | Should not be required | | |

DANZIGER

FINISHING TIPS

# CORABELLS™

For additional information and availability: CORABELLS™

## *Fuchsia hybrida*

- Pinch is optional
- Well-branched and naturally compact plant habit
- Scout for Aphids, Thrips and Whitefly

| Average Time (from liners) | Temperature | Pinch/ Daylength Modification | Fertilization | Plant Growth Regulator |
|---|---|---|---|---|
| 7 to 8 wks | Average Day | Pinch is optional | 150 - 200 ppm N | Should not be required |
| 15 cm (1 gallon) 1 ppp | (16° to 18°C) | | | |
| 8 to 10 wks | 3 plants per container | | Soil EC 0.8 – 1.2 pH 5.8 to 6.5 | |
| 28 cm (HB) 3 ppp | | | | |

| Finishing | pH | EC | Temp. | Feed | Light | PGR | Fungicide | Comments |
|---|---|---|---|---|---|---|---|---|
| **Week 6 Transplant** | 5.8 to \|6.2 | 0.8 to 0.9 | 18° - 20° C (65° - 68° F) | Feed 100 to 150 ppm | | | Drench fungicide after transplant | Control of Pythium & Phytophthora |
| **Week \|6 to 13** | 5.8 to \|6.2 | 0.8 to 0.9 | 16° - 18° C (61° - 65° F) | Feed 150 to 200 ppm | | | Spray fungicide in finishing protocols | Control of Bacterial Leaf Blights |

- Maintain good airflow and allow plants to dry between irrigations
- High-quality plants are grown with moderate/cool temperatures and high light
- Drench after transplant for Rhizoctonia and Pythium / Phytophtho
- Good control of fungal diseases was achieved in our trials using Banrot (thiophanate-methyl + etridiazole). Always follow the product label recommendations for best results.
- PGR applications are based on the label instructions of the commercial product used
- EC guidelines are based on the 2:1 water extraction method

| | | |
|---|---|---|
| **Pests** | Aphids | ACETAMIPRID, FLONICAMID, IMIDACLOPRID,DICHLORVOS |
| | Thrips | METHIOCARB,ACRINATHRIN, ABAMECTIN, DICHLORVOS, SPINOSAD |
| **Diseases** | Botrytis | CYPRODINIL+FLUDIOXONIL, IPRODIONE, POLYOXIN |
| | Pythium Phytophthora | PROPAMOCARB / MEFENOXAM |
| | Rhizoctonia | AZOXYSTRONBIN / ETRIDIAZOLE / FLUDIOXONIL / PCNB |

DANZIGER

Solseeker™

Plant Some Sunshine

*Helianthus*

- Little to no PGR needed
- Grower-friendly habit
- Can be grown both indoor and outdoor
- One pinch after 3 weeks from sticking
- Can fit well in a 12 cm. pot with little PGR sprayed
- Lower water consumption than other commercial varieties

| Upright | Landscape | 15-18 cm Gal+ |
|---|---|---|




SOL SEEKER™ Honey

DANZIGER

# The **SOL SEEKER™** series



**SOL SEEKER™** Bee Yellow

36 in
91 cm

36 in
91 cm



**SOL SEEKER™** Bronze Burst

43 in
110 cm

36 in
91 cm



**SOL SEEKER™** Golden Nectar

36 in
91 cm

40 in
102 cm



**SOL SEEKER™** Honey

40 in
102 cm

30 in
76 cm

DANZIGER

PROPAGATION TIPS

# SOL SEEKER™

*Helianthus hybrid*

For additional information and availability: SOL SEEKER™

Stick on priority – Number 3 out of 4 categories

| Average Time | Temperature | Hormone | Fertilization | Fungicide |
|---|---|---|---|---|
| 4 weeks | Weeks 1 - 2<br>72°-74°F<br>(22°/23°C) | Optional | Weeks 1-2 50 ppm N | Spray fungicide to control Botrytis and bacteria day of sticking |
| | Weeks 3 - 4<br>68°-70°<br>(20° - 21° C) | | Weeks 3-4 100 to 150 ppm N | Day of sticking & Week 2 |

- **Irrigation specification –** Reduce mist heading into evening conditions to reduce disease pressures. Spray broad spectrum fungicide application day after sticking and at week 3 (include for control of Powdery Mildew)

- Application of IBA can hasten rooting
- Daminozide at 2,500 ppm week 4 or just before transplant might be required under long days and for the vigorous varieties like SOL SEEKER™ Bronze Burst and SOL SEEKER™ Honey
- Light in propagation when in short days - Extend day to 12 hours with high intensity light. Pinch in liner when roots are established or at transplant.

| Rooting | pH | EC | Temp. | Feed | Light | PGR | Fungicide | Comments |
|---|---|---|---|---|---|---|---|---|
| Week 1 | 5.8 to 6.2 | 0.80 | 72°/74°F (22°/23°C) | 50 ppm N in mist | Extend Day | | Day of sticking | Extend day to 12-14 hours |
| Week 2 | 5.8 to 6.2 | .80 to .90 | 72°/74°F (22°/23°C) | 50 ppm N in mist | Extend Day | | | |
| Week 3 | 5.8 to 6.2 | .90 to 1.0 | Cool to 68°/70°F (20°/21°C) | Feed 100 ppm to 150 ppm | Extend Day | | Second fungicide app | |
| Week 4 | 5.8 to 6.2 | 1.0 to 1.2 | 65°/68°F (18°/20°C) | Feed 100 ppm to 150 ppm | Extend Day | Daminozide as needed | | Pinch at transplant |

DANZIGER

FINISHING TIPS

# SOL SEEKER™

*Helianthus hybrid*

For additional information and availability: SOL SEEKER™

- Pinch at transplant or week after transplant
  Under short days and low radiation - Keep night temperatures above 68-72° F (20-22° C).
  Lower temperatures will stall plant growth
  Longer daylength and warm temperatures will hasten growth development

| Average Time (from liners) | Temperature | Pinch/ Daylength Modification | Fertilization | Plant Growth Regulator |
|---|---|---|---|---|
| 6 to 8 wks | Average Day | Extended day lighting 12 to 14 hours if day length is below 12 hours | 150 - 200 ppm N | Daminozide at 2,000 to 2,500 ppm spray applications |
| (12 cm) 5" pot | 65° (18° C) | | | |
| 8 to 9 wks | 65° (18° C) 1 plant per container | | Soil EC 1.0 - 1.5 pH 5.7 to 6.3 | |
| (15 cm) 6 ½" | | | | |
| 8 to 9 wks | | | | |
| (20 cm) 8" | 1 plants per container | | | |

- Spray for Powdery Mildew control
- Temperature is key to maintain proper growth.
  Temperatures above 65° F (18° C) is required
- Daylength extension to 12-14 hours if under short day conditions
- Scout for Aphids and Thrips on a regular basis
- Paclobutrazol soil drench is effective if needed at 1 to 2ppm for finishing
- PGR applications are based on the label instructions of the commercial product used
- EC guidelines are based on the 2:1 water extraction method

| Finishing | pH | EC | Temp. | Feed | Light | PGR | Fungicide | Comments |
|---|---|---|---|---|---|---|---|---|
| **Week 6 Transplant** | 5.7 to 6.3 | 1.0 to 1.2 | 65° F (18° C) | Feed 100 to 150 ppm | See above | Daminozide as needed – 2,500 ppm | Spray fungicide after transplant | |
| **Week 6 to 13** | 5.7 to 6.3 | 1.0 to 1.5 | 65° F (18° C) | Feed 150 to 200 ppm | | Paclobutrazol Drench at 1 ppm | | Paclobutrazol 1 ppm drench when plants reach 85% of desired size |

| | | |
|---|---|---|
| **Pests** | Aphids | ACETAMIPRID, FLONICAMID, IMIDACLOPRID,DICHLORVOS |
| | Thrips | METHIOCARB, ACRINATHRIN, ABAMECTIN, DICHLORVOS, SPINOSAD |
| **Diseases** | Botrytis | CYPRODINIL+FLUDIOXONIL, IPRODIONE, POLYOXIN |
| | Pythium Phytophthora | PROPAMOCARB / MEFENOXAM |
| | Rhizoctonia | AZOXYSTRONBIN / ETRIDIAZOLE / FLUDIOXONIL / PCNB |

DANZIGER

# SUNBELIEVABLE®

*Helianthus annuus*

- Good heat tolerance
- Abundant flowering
- Great outdoor performance well-suited for landscapes

**Landscape**

**Heat Tolerant**

* Exclusive distributor in Japan and China. Not available in the EU. Available in the UK, Russia, and North America.



**SUNBELIEVABLE® Compact Brown Eyed Girl**

DANZIGER

# SUNBELIEVABLE® Collection




**SUNBELIEVABLE® Compact Brown Eyed Girl**

HLS-Z-83



**SUNBELIEVABLE® Brown Eyed Girl**

DANZIGER

PROPAGATION TIPS

# SUNBELIEVABLE®

*Helianthus annuus*

Stick on priority - Number 3 out of 4 categories

| Average Time | Temperature | Hormone | Fertilization | Fungicide |
|---|---|---|---|---|
| 3-4 weeks | Weeks 1 - 2<br>20° - 21° C<br>(68° - 70° F) | Yes | Weeks 1-2<br>50 ppm N | Spray fungicide to control Botrytis and bacteria day of sticking |
| | Weeks 3 - 4<br>20° - 21° C<br>(68° - 70° F) | | Weeks 3-5<br>100 ppm N | Apply broad spectrum Week 2 |

- **Misting specification -** Reduce mist heading into evening conditions to
- reduce disease pressures. Spray broad spectrum fungicide application day
- after sticking and at week 3 (include for control of Powdery Mildew)

- Application of K-IBA can hasten rooting.

| Rooting | pH | EC | Temp. | Feed | Light | PGR | Fungicide | Comments |
|---|---|---|---|---|---|---|---|---|
| Week 1 | 5.5 to 5.8 | 2.0-2.5 | 20° - 21° C<br>(68° - 70° F) | 50 ppm N in mist | Not required | | Day of sticking | |
| Week 2 | 5.5 to 5.8 | 2.0-2.5 | 20° - 21° C<br>(68° - 70° F) | 50 ppm N in mist | Not required | | Second fungicide app | |
| Week 3 | 5.5 to 5.8 | 2.0-2.5 | 20° - 21° C<br>(68° - 70° F) | Feed 50 ppm to 100 ppm | Not required | | | |
| Week 4 | 5.5 to 5.8 | 2.0-2.5 | 20° - 21° C<br>(68° - 70° F) | Feed 50 ppm to 100 ppm | Not required | | | |

DANZIGER

FINISHING TIPS

# SUNBELIEVABLE®

*Helianthus annuus*



- Keep the temperatures moderately warm to allow plants to continue to develop (average daily temperature at 65° F (18° C)
- Plant components close to center of basket to allow them to mix

| Average Time (from liners) | Temperature | Pinch/ Daylength Modification | Fertilization | Plant Growth Regulator |
|---|---|---|---|---|
| 6 to 8 wks | Average Day | Pinch – Yes 7-10 after planting | 150 - 200 ppm N | In liner and finish stages on items requiring control |
| (12-17 cm) 6.5" pot | 62°- 65° ( 16°- 18° C ) | | | |
| 8 to 10 wks | 62°- 65° ( 16°- 18° C ) | | Soil EC 2.0-2.5 pH 5.5 to 5.8 | |
| (19-23 cm) 10" or larger | | | | |

| Finishing | pH | EC | Temp. | Feed | Light | PGR | Fungicide | Comments |
|---|---|---|---|---|---|---|---|---|
| **Transplant to Week 5** | 5.5 to 5.8 | 2.0 to 2.5 | 62°- 65° (16°- 18° C) | feed 100 to 150 ppm | Not needed | B-9 as needed | Drench fungicide after transplant | |
| **Week 5 to 10** | 5.5 to 5.8 | 2.5 to 3.0 | 62°- 65° (16°- 18° C) | feed 100 to 150 ppm | | | | |

- Keep media moderately moist at all times
- A higher EC will make the leaves stronger, which will prevent the plants from becoming yellow in the supply chain.

| | | |
|---|---|---|
| **Pests** | Aphids | ACETAMIPRID, FLONICAMID, IMIDACLOPRID,DICHLORVOS |
| | Thrips | METHIOCARB, ACRINATHRIN, ABAMECTIN, DICHLORVOS, SPINOSAD |
| **Diseases** | Botrytis | CYPRODINIL+FLUDIOXONIL, IPRODIONE, POLYOXIN |
| | Pythium Phytophthora | PROPAMOCARB / MEFENOXAM |
| | Rhizoctonia | AZOXYSTRONBIN / ETRIDIAZOLE / FLUDIOXONIL / PCNB |

DANZIGER

# MUSICA®

## Impatiens walleriana

- Spectacular double flowers in a wide range of colors
- Branched, compact growth with uniform habit within the series
- No pinching is necessary
- Superb for pots, hanging baskets and window boxes, under semi-shaded areas

**Mounded**

**Early**

**Hanging Basket**

**25-35 cm**
**10-15 in**

**35-45 cm**
**15-20 in**




DANZIGER

# The **MUSICA®** Collection



Musica® Pink Aroma



Musica® Lavender

Best Seller



Musica® Bicolor Dark Red



Musica® Bicolor Pink

Best Seller



Musica® Electric Purple



Musica® Elegant Red

DANZIGER

PROPAGATION TIPS

# MUSICA®

*Impatiens walleriana*

For additional information and availability: MUSICA®

Stick on priority – Number 2 out of 4 categories

| Average Time | Temperature | Hormone | Fertilization | Fungicide |
|---|---|---|---|---|
| 4 weeks | Weeks 1 - 2<br>72°-74°F (22°-23°C) | Optional | Weeks 1-2<br>50 ppm N | Spray fungicide to control Botrytis and bacteria day of sticking |
| | Weeks 3 - 4<br>68° - 70° (20° - 21° C) | | Weeks 3-4<br>100 ppm N | Apply broad spectrum Week 2 |

- Spray adjuvant at sticking. Remove from mist as soon as possible

- Shade will be required for later spring/summer production
- Maintain warm temperatures allowing plants to develop
- Average daily temperature of 70° F/ 20° C
- Spray fungicide to control botrytis
- Spray Ethephon at 300 ppm the day after stick. This will reset flowering response. One hour of Ethephon on the leaves will be sufficient time while mist is off.

| Rooting | pH | EC | Temp. | Feed | Light | PGR | Fungicide | Comments |
|---|---|---|---|---|---|---|---|---|
| Week 1 | 5.8 to 6.2 | 0.80 | 72°-74°F (22°-23°C) | 50 ppm N in mist | | | Day of sticking | |
| Week 2 | 5.8 to 6.2 | .80 to .90 | 72°-74°F (22°-23°C) | 50 ppm N in mist | | | Second fungicide app | |
| Week 3 | 5.8 to 6.2 | .80 to .90 | Cool to 68° - 70° (20° - 21° C) | Feed 100 ppm N | | | | |
| Week 4 | 5.8 to 6.2 | .80 to .90 | 68° - 70° (20° - 21° C) | Feed 100 ppm N | | Should not be required | | |

DANZIGER

# MUSICA®

For additional information and availability: MUSICA®

## *Impatiens walleriana*

FINISHING TIPS

- Shade will be required for later spring/summer production
- Maintain a low EC level for proper growth and sizing of plant – under 1.0
- Transplant liners when plants are rooted and actively growing

| Average Time (from liners) | Temperature | Pinch/ Daylength Modification | Fertilization | Plant Growth Regulator |
|---|---|---|---|---|
| 6 to 7 wks | Average Day | Pinch –No<br><br>Daylength Neutral | 100 – 125 ppm N | Paclobutrazol at 0.5 ppm drench within 3 weeks of finishing. Allowing soil to dry between irrigations and modest fertility will keep plants more compact |
| (12 cm) 5” pot 1 ppp | 65° to 68° F (18° to 20° C) | | | |
| 8 to 9 wks | 65° to 68° F (18° to 20° C) | | Soil EC 0.8 - 1.0 pH 5.8 to 6.2 | |
| (15 cm) 6 ½” pot 1 ppp | | | | |

- Spray broad spectrum fungicide after transplant
- Scout and spray for Downy Mildew
- Scout for Aphids, Leaf-miners and Thrips on a regular basis
- PGR applications are based on the label instructions of the commercial product used
- EC guidelines are based on the 2:1 water extraction method

| Finishing | pH | EC | Temp. | Feed | Light | PGR | Fungicide | Comments |
|---|---|---|---|---|---|---|---|---|
| **Week 5 Transplant** | 5.8 to 6.2 | 0.8 to 0.9 | 65° to 68° F (18° to 20° C) | Feed 100 to 125 ppm | Day neutral | Paclobutrazol at 0.5 ppm drench within 3 weeks of finishing | Drench fungicide at transplant | |
| **Week 6 to 13** | 5.8 to 6.2 | 0.8 to 0.9 | 65° to 68° F (18° to 20° C) | Feed 100 to 125 ppm | | | | |

| | | |
|---|---|---|
| **Pests** | Aphids | ACETAMIPRID, FLONICAMID, IMIDACLOPRID,DICHLORVOS |
| | Thrips | METHIOCARB, ACRINATHRIN, ABAMECTIN, DICHLORVOS, SPINOSAD |
| **Diseases** | Botrytis | CYPRODINIL+FLUDIOXONIL, IPRODIONE, POLYOXIN |
| | Pythium | PROPAMOCARB |
| | Phytophthora | PROPAMOCARB |
| | Downy Mildew | Oxathiapiprolin, Fluopicolide |

DANZIGER

# SOL LUNA COMPACT

*Plant in Sun or Shade*

## Impatiens hybrida

- Thrives in both sunny and shaded conditions
- Plant anywhere for a bright ball of color
- Uniform series was bred and selected to perform well in packs up to 15 cm.
- Varieties maintain their vigor, structure, and size over time
- Little to no PGR needed

| | | | |
|---|---|---|---|
| Mounded | 25-41 cm<br>12-16 in | 30-36 cm<br>12-14 in | Heat<br>Tolerant |
| 12-18 Qt,<br>Gal,<br>Patio Pot,<br>Pack | Landscape | Spring /<br>Summer<br>Flowering | |



SOL LUNA™ Orange

DANZIGER

# The **SOL LUNA™ Compact** Series




**SOL LUNA™ Orange Duet**
BM-22-3603



**SOL LUNA™ Orange**



**SOL LUNA™ Blush**




**SOL LUNA™ Candy Apple**



**SOL LUNA™ Electric Pink**



**SOL LUNA™ Lilac**



**SOL LUNA™ Pink**



**SOL LUNA™ Red**



**SOL LUNA™ Ultra Violet**




**SOL LUNA™ White**

SOL LUNA
*Plant in Sun or Shade*

DANZIGER

PROPAGATION TIPS

# SOL LUNA™ Compact

*Impatiens hybrid*

For additional information and availability: SOL LUNA™ Compact

Stick on priority – Number 2 out of 4 categories

| Average Time | Temperature | Hormone | Fertilization | Fungicide |
|---|---|---|---|---|
| 4 weeks | Weeks 1 - 2<br>72°-74° F (22° - 23°C) | Optional | Weeks 1-2<br>50 ppm N | Spray fungicide to control Botrytis and bacteria day of sticking |
| | Weeks 3- 4<br>70° - 72° (21° - 22° C) | | Weeks 3-5 80 ppm N | Apply broad spectrum Week 2 |

| Rooting | pH | EC | Temp. | Feed | Light | PGR | Fungicide | Comments |
|---|---|---|---|---|---|---|---|---|
| Week 1 | 6.0 / 6.5 | 0.50 | 72° / 74° F (22° / 23° C) | | Not required | | Day of sticking | |
| Week 2 | 6.0 / 6.5 | .80 to .90 | 72° / 74° F (22° / 23° C) | 50 ppm N in mist | Not required | | Second fungicide app | |
| Week 3 | 6.0 / 6.5 | .80 to .90 | 72° / 74° F (22° / 23° C) | 80 ppm N in mist | Not required | | | |
| Week 4 | 6.0 / 6.5 | .80 to .90 | 70° / 72° F (21° / 22° C) | 80 ppm N in mist | Not required | | | Pinch is not recommended |

- Spray adjuvant at sticking

- Spray Ethephon at 300 ppm the day after stick. This will reset flowering response. One hour of Ethephon on the leaves will be sufficient time while mist is off.
- Maintain warm temperatures allowing plants to develop and flower
- Average daily temperature of 70° F / 21° C
- FAST FLOWERING cuttings: Flowering can be delayed by high temperatures and excessive nitrogen. Our trials used a low-nitrogen fertilizer (80ppm N). If this is not possible, alternate three clear-water irrigations with one fertilizer application throughout the growth.

DANZIGER

# SOL LUNA™ Compact

For additional information and availability: SOL LUNA™ Compact

## *Impatiens hybrid*

FINISHING TIPS

- Maintain a low EC level for proper growth and sizing of plant
- Transplant liners when plants are rooted and actively growing
- The best key for good production is the temperatures during cultivation

| Average Time (from liners) | Temperature | Pinch/ Daylength Modification | Fertilization | Plant Growth Regulator |
|---|---|---|---|---|
| 7 to 8 wks | Average Day | Pinch –No<br><br>Daylength Neutral | 100 - 150 ppm N | See below |
| (12 cm) 5” pot 1 ppp | 68° - 70° (20° - 21° C) | | | |
| 8 to 9 wks | 68° - 70° (20° - 21° C) | | Soil EC 0.8 - 1.0 pH 6.0 to 6.5 | |
| (15 cm) 6 ½” 1 ppp | | | | |

| Finishing | pH | EC | Temp. | Feed | Light | PGR | Fungicide | Comments |
|---|---|---|---|---|---|---|---|---|
| **Week 5 Transplant** | 6.0 to 6.5 | 0.8 to 1.0 | 68° - 70° (20° - 21° C) | Feed 100 to 150 ppm | | See below | Drench fungicide at transplant | |
| **Week 6 to 13** | 6.0 to 6.5 | 0.8 to 1.0 | 68° - 70° (20° - 21° C) | Feed 100 to 150 ppm | | | | |

| | | |
|---|---|---|
| **Pests** | Aphids | ACETAMIPRID, FLONICAMID, IMIDACLOPRID,DICHLORVOS |
| | Thrip | METHIOCARB, ACRINATHRIN, ABAMECTIN, DICHLORVOS, SPINOSAD |
| **Diseases** | Botrytis | CYPRODINIL+FLUDIOXONIL, IPRODIONE, POLYOXIN |
| | Pythium | PROPAMOCARB |
| | Phytophthora | PROPAMOCARB |

- PGR - If needed at finishing, they will respond well to a Paclobutrazol Sprench (a very light drench that reaches the media) of 0.1 ppm
- Spray broad spectrum fungicide after transplant
- Scout for Thrips and Mites on a regular basis
- FAST FLOWERING cuttings: Flowering can be delayed by high temperatures and excessive nitrogen. Our trials used a low-nitrogen fertilizer (80 ppm N). If this is not possible, alternate three clear-water irrigations with one fertilizer application throughout the growth.
- PGR applications are based on the label instructions of the commercial product used
- EC guidelines are based on the 2:1 water extraction method

DANZIGER

# SOLLUNA PRIME

*Plant in Sun or Shade*

## Impatiens hybrida

- Uniform habit and bloom time across all colors
- Suitable for quarts, gallons, or hanging baskets
- Outstanding outdoor performance for full sun to full shade
- Enhanced wilting recovery for prolonged shelf life
- Less sensitive to higher EC 1-1.2

| | | | |
|---|---|---|---|
| Mounded | 30-40 cm<br>14-16 in | 30-36 cm<br>12-14 in | Heat<br>Tolerant |
| 12-18<br>Qt, Gal | Landscape | Ground<br>Cover | Spring /<br>Summer<br>Flowering |



DANZIGER

# The SOL LUNA™ PRIME Series




**SOL LUNA Prime™**
**Sweet Lilac**
BM-23-4241




**SOL LUNA Prime™**
**Luxe Lavender**



**SOL LUNA Prime™**
**Light Red**



**SOL LUNA Prime™**
**Light Salmon**



**SOL LUNA Prime™**
**Orchid**



**SOL LUNA Prime™**
**Peach**



**SOL LUNA Prime™**
**Pearl**



**SOL LUNA Prime™**
**White**

SOLLUNA
*Plant in Sun or Shade*

DANZIGER

# SOL LUNA PRIME™

*Impatiens hybrida*

For additional information and availability: SOL LUNA PRIME™



Stick on priority – Number 2 out of 4 categories

PROPAGATION TIPS

| Average Time | Temperature | Hormone | Fertilization | Fungicide |
|---|---|---|---|---|
| 4 weeks | Weeks 1 - 2<br>72°-74° F (22° - 23°C) | Optional | Weeks 1-2 50 ppm N | Spray fungicide to control Botrytis and bacteria day of sticking |
| | Weeks 3- 4<br>70° - 72° (21° - 22° C) | | Weeks 3-5 80 ppm N | Apply broad spectrum Week 2 |

| Rooting | pH | EC | Temp | Feed | Light | PGR | Fungicide | Comments |
|---|---|---|---|---|---|---|---|---|
| Week 1 | 6.0 / 6.5 | 0.50 | 72° / 74° F<br>(22° / 23° C) | | Not required | | Day of sticking | |
| Week 2 | 6.0 / 6.5 | .80 to .90 | 72° / 74° F<br>(22° / 23° C) | 50 ppm N in mist | Not required | | Second fungicide app | |
| Week 3 | 6.0 / 6.5 | .80 to .90 | 72° / 74° F<br>(22° / 23° C) | 80 ppm N in mist | Not required | | | |
| Week 4 | 6.0 / 6.5 | .80 to .90 | 70° / 72° F<br>(21° / 22° C) | 80 ppm N in mist | Not required | | | Pinch is not recommended |

- Spray adjuvant at sticking

- Spray Ethephon at 300 ppm the day after stick. This will reset flowering response. One hour of Ethephon on the leaves will be sufficient time while mist if off.
- Maintain warm temperatures allowing plants to develop and flower
- Average daily temperature of 70° F / 21° C
- FAST FLOWERING cuttings: Flowering can be delayed by high temperatures and excessive nitrogen. Our trials used a low-nitrogen fertilizer (80ppm N). If this is not possible, alternate three clear-water irrigations with one fertilizer application throughout the growth.

DANZIGER

# SOL LUNA PRIME™

For additional information and availability: SOL LUNA PRIME™

## *Impatiens hybrida*

- Maintain a low EC level for proper growth and sizing of plant
- Transplant liners when plants are rooted and actively growing
- The best key for good production is the temperatures during cultivation

FINISHING TIPS

| Average Time (from liners) | Temperature | Pinch/ Daylength Modification | Fertilization | Plant Growth Regulator |
|---|---|---|---|---|
| 5 to 7 wks | Average Day | Pinch –No<br><br>Daylength Neutral | 100 - 150 ppm N | See below |
| (12 cm) 5” pot | 68°-70° F (20°-21° C) | | | |
| 7 to 8 wks | 68°-70° F (20°-21° C) | | Soil EC 1.0 to 1.2 pH 5.8 to 6.2 | |
| (15 cm) 6 ½” | | | | |

- PGR - If needed at finishing, they will respond well to a Paclobutrazol Sprench (a very light drench that reaches the media) of 0.1 ppm
- Spray broad spectrum fungicide after transplant
- Scout for Thrips and Mites on a regular basis
- FAST FLOWERING cuttings: Flowering can be delayed by high temperatures and excessive nitrogen. Our trials used a low-nitrogen fertilizer (80ppm N). If this is not possible, alternate three clear-water irrigations with one fertilizer application throughout the growth.
- PGR applications are based on the label instructions of the commercial product used
- EC guidelines are based on the 2:1 water extraction method

| Finishing | pH | EC | Temp | Feed | Light | PGR | Fungicide | Comments |
|---|---|---|---|---|---|---|---|---|
| **Week 5 Transplant** | 5.8 to 6.2 | 1.0 to 1.2 | 68°-70° F (20°-21° C) | Feed 100 to 150 ppm | | See below | Drench fungicide at transplant | |
| **Week 6 to 13** | 5.8 to 6.2 | 1.0 to 1.2 | 68°-70° F (20°-21° C) | Feed 100 to 150 ppm | | | | |

| | | |
|---|---|---|
| **Pests** | Aphids | ACETAMIPRID, FLONICAMID, IMIDACLOPRID,DICHLORVOS |
| | Thrip | METHIOCARB,ACRINATHRIN, ABAMECTIN, DICHLORVOS, SPINOSAD |
| **Diseases** | Botrytis | CYPRODINIL+FLUDIOXONIL, IPRODIONE, POLYOXIN |
| | Pythium | PROPAMOCARB |
| | Phytophthora | PROPAMOCARB |

DANZIGER

# SUN HARMONY™

## Impatiens hybrida

- Known for its large flowers and uniform growth, SUN HARMONY™ can be grown in the shade as well as in direct sun
- Medium to large habit

**Mounded**

**36-46 cm**
**14-18 in**

**30-36 cm**
**12-14 in**

**Early**

**Heat Tolerant**

**Hanging Basket**

**Landscape**



SUN HARMONY®

DANZIGER

# The **SUN HARMONY™** Collection



**Sun Harmony™ Deep Orange**



**Sun Harmony™ Deep Pink**



**Sun Harmony™ Red**

# SUN HARMONY™

*Impatiens hybrida*

For additional information and availability: SUN HARMONY™

PROPAGATION TIPS

## Stick on priority – Number 2 out of 4 categories

| Average Time | Temperature | Hormone | Fertilization | Fungicide |
|---|---|---|---|---|
| 4 weeks | Weeks 1 - 2<br>72°-74° F (22° - 23°C) | Optional | Weeks 1-2 50 ppm N | Spray fungicide to control Botrytis and bacteria day of sticking |
| | Weeks 3- 4<br>70° - 72° (21° - 22° C) | | Weeks 3-5 80 ppm N | Apply broad spectrum Week 2 |

| Rooting | pH | EC | Temp. | Feed | Light | PGR | Fungicide | Comments |
|---|---|---|---|---|---|---|---|---|
| Week 1 | 6.0 / 6.5 | 0.50 | 72° / 74° F<br>(22° / 23° C) | | Not required | | Day of sticking | |
| Week 2 | 6.0 / 6.5 | .80 to .90 | 72° / 74° F<br>(22° / 23° C) | 50 ppm N in mist | Not required | | Second fungicide app | |
| Week 3 | 6.0 / 6.5 | .80 to .90 | 72° / 74° F<br>(22° / 23° C) | 80 ppm N in mist | Not required | | | |
| Week 4 | 6.0 / 6.5 | .80 to .90 | 70° / 72° F<br>(21° / 22° C) | 80 ppm N in mist | Not required | | | Pinch is not recommended |

- Spray adjuvant at sticking

- Spray Ethephon at 300 ppm the day after stick. This will reset flowering response. One hour of Ethephon on the leaves will be sufficient time while mist is off.
- Maintain warm temperatures allowing plants to develop and flower
- Average daily temperature of 70° F / 21° C
- FAST FLOWERING cuttings: Flowering can be delayed by high temperatures and excessive nitrogen. Our trials used a low-nitrogen fertilizer (80ppm N). If this is not possible, alternate three clear-water irrigations with one fertilizer application throughout the growth.

DANZIGER

# SUN HARMONY™

For additional information and availability: SUN HARMONY™

## *Impatiens hybrida*

- Maintain a low EC level for proper growth and sizing of plant
- Transplant liners when plants are rooted and actively growing
- The best key for good production is the temperatures during cultivation

| Average Time (from liners) | Temperature | Pinch/ Daylength Modification | Fertilization | Plant Growth Regulator |
|---|---|---|---|---|
| 7 to 8 wks | Average Day | Pinch –No<br><br>Daylength Neutral | 100 - 150 ppm N | See below |
| (12 cm) 5” pot | 68°-70° F (20°-21° C) | | | |
| 8 to 9 wks | 68°-70° F (20°-21° C) | | Soil EC 0.8 to 1.0<br>pH 5.8 to 6.2 | |
| (15 cm) 6 ½” pot | | | | |

- PGR - If needed at finishing, they will respond well to a Paclobutrazol Sprench (a very light drench that reaches the media) of 0.1 ppm
- Spray broad spectrum fungicide after transplant
- Scout for Thrips and Mites on a regular basis
- FAST FLOWERING cuttings: Flowering can be delayed by high temperatures and excessive nitrogen. Our trials used a low-nitrogen fertilizer (80ppm N). If this is not possible, alternate three clear-water irrigations with one fertilizer application throughout the growth.
- PGR applications are based on the label instructions of the commercial product used
- EC guidelines are based on the 2:1 water extraction method

| Finishing | pH | EC | Temp. | Feed | Light | PGR | Fungicide | Comments |
|---|---|---|---|---|---|---|---|---|
| **Week 5 Transplant** | 5.8 to 6.2 | 0.8 to 1.0 | 68°-70° F (20°-21° C) | Feed 100 to 150 ppm | | See below | Drench fungicide at transplant | |
| **Week 6 to 13** | 5.8 to 6.2 | 0.8 to 1.0 | 68°-70° F (20°-21° C) | Feed 100 to 150 ppm | | | | |

| | | |
|---|---|---|
| **Pests** | Aphids | ACETAMIPRID, FLONICAMID, IMIDACLOPRID,DICHLORVOS |
| | Thrip | METHIOCARB, ACRINATHRIN, ABAMECTIN, DICHLORVOS, SPINOSAD |
| **Diseases** | Botrytis | CYPRODINIL+FLUDIOXONIL, IPRODIONE, POLYOXIN |
| | Pythium | PROPAMOCARB |
| | Phytophthora | PROPAMOCARB |

FINISHING TIPS

DANZIGER

# **Fast Flowering**
# Impatiens hybrida

- Shorter crop time
- Compact, highly abundant plants
- Suitable for 10.5-13 cm pots (4-5 inch)
- High flower impact at point of sale
- Can be marketed for both indoor and outdoor use
- A differentiated product for early-season sales






DANZIGER

PROPAGATION TIPS

# Fast Flowering

*Impatiens hybrid*

Stick on priority – Number 2 out of 4 categories

| Average Time | Temperature | Hormone | Fertilization | Fungicide |
|---|---|---|---|---|
| 4 weeks | Weeks 1 - 2<br>72°-74° F (22° - 23°C) | Optional | Weeks 1-2<br>50 ppm N | Spray fungicide to control Botrytis and bacteria day of sticking |
| | Weeks 3- 4<br>70° - 72° (21° - 22° C) | | Weeks 3-5 80 ppm N | Apply broad spectrum Week 2 |

| Rooting | pH | EC | Temp. | Feed | Light | PGR | Fungicide | Comments |
|---|---|---|---|---|---|---|---|---|
| Week 1 | 6.0 / 6.5 | 0.50 | 72° / 74° F (22° / 23° C) | | Not required | | Day of sticking | |
| Week 2 | 6.0 / 6.5 | .80 to .90 | 72° / 74° F (22° / 23° C) | 50 ppm N in mist | Not required | | Second fungicide app | |
| Week 3 | 6.0 / 6.5 | .80 to .90 | 72° / 74° F (22° / 23° C) | 80 ppm N in mist | Not required | | | |
| Week 4 | 6.0 / 6.5 | .80 to .90 | 70° / 72° F (21° / 22° C) | 80 ppm N in mist | Not required | | | Pinch is not recommended |

- Spray adjuvant at sticking

- Spray Ethephon at 300 ppm the day after stick. This will reset flowering response. An hour of Ethephon on the leaves will be sufficient time while mist is off.
- Maintain warm temperatures allowing plants to develop and flower
- Average daily temperature of 70° F / 21° C
- FAST FLOWERING cuttings: Flowering can be delayed by high temperatures and excessive nitrogen. Our trials used a low-nitrogen fertilizer (80ppm N). If this is not possible, alternate three clear-water irrigations with one fertilizer application throughout the growth.

DANZIGER

FINISHING TIPS

# Fast Flowering

## *Impatiens hybrid*

- Maintain a low EC level for proper growth and sizing of plant
- Transplant liners when plants are rooted and actively growing
- The best key for good production is the temperatures during cultivation
- For faster flowering maintain low-nitrogen level

| Average Time (from liners) | Temperature | Pinch/ Daylength Modification | Fertilization | Plant Growth Regulator |
|---|---|---|---|---|
| 7 to 8 wks | Average Day | Pinch – No<br><br>Daylength Neutral | 80-100 ppm N | See below |
| (12 cm) 5” pot 1 ppp | 68° - 70° (20° - 21° C) | | | |
| 8 to 9 wks | 68° - 70° (20° - 21° C) | | Soil EC 0.8 - 1.0 pH 6.0 to 6.5 | |
| (15 cm) 6 ½” 1 ppp | | | | |

- PGR - If needed at finishing, they will respond well to a Paclobutrazol sprench (a very light drench that reaches the media) of 0.1 ppm
- Spray broad spectrum fungicide after transplant
- Scout for Thrips and Mites on a regular basis
- Low-nitrogen fertilizer (80 ppm N) ideal for Fast Flowering. If this is not possible, alternate three clear-water irrigations with one fertilizer application throughout the growth.
- PGR applications are based on the label instructions of the commercial product used
- EC guidelines are based on the 2:1 water extraction method

| Finishing | pH | EC | Temp. | Feed | Light | PGR | Fungicide | Comments |
|---|---|---|---|---|---|---|---|---|
| **Week 5 Transplant** | 6.0 to 6.5 | 0.8 to 1.0 | 68° - 70° (20° - 21° C) | Feed 80 to 100 ppm | | See below | Drench fungicide at transplant | |
| **Week 6 to 13** | 6.0 to 6.5 | 0.8 to 1.0 | 68° - 70° (20° - 21° C) | Feed 80 to 100 ppm | | | | |

| | | |
|---|---|---|
| **Pests** | Aphids | ACETAMIPRID, FLONICAMID, IMIDACLOPRID,DICHLORVOS |
| | Thrip | METHIOCARB, ACRINATHRIN, ABAMECTIN, DICHLORVOS, SPINOSAD |
| **Diseases** | Botrytis | CYPRODINIL+FLUDIOXONIL, IPRODIONE, POLYOXIN |
| | Pythium | PROPAMOCARB |
| | Phytophthora | PROPAMOCARB |

DANZIGER

# STARDOM™

## Jamesbrittenia

- Enhanced tolerance to foliage disease
- Day neutral / benefits from long days
- Tested for easy rooting
- Perfect for combinations

**Mounded**

**15-20 cm**
**6-8 in**

**25-36 cm**
**10-14 in**

**Heat Tolerant**

**12-15 Qt, Gal**

**Landscape**

**Ground Cover**



STARDOM™ Goldstar

DANZIGER

# The **STARDOM™** Collection




**Stardom™ Sorbet**
ST-23-3258



**Stardom™ Goldstar**



**Stardom™ Pink**



**Stardom™ White Fusion**

DANZIGER

PROPAGATION TIPS

# STARDOM™

*Jamesbrittenia*

For additional information and availability: STARDOM™



Stick on priority – Number 1 out of 4 categories

| Average Time | Temperature | Hormone | Fertilization | Fungicide |
|---|---|---|---|---|
| 4 weeks | Weeks 1 - 2<br>70°-72° F (21° - 22°C) | No | Weeks 1-2<br>50 ppm N | Spray fungicide to control Botrytis and bacteria day of sticking |
| | Weeks 3 - 4<br>65° - 68° (18° - 20° C) | | Weeks 3-4<br>100 ppm N | Day of sticking & Week 2 |

- **Irrigation specification -** Remove from mist as soon as possible.
- Mist enough to maintain turgid cuttings – keep on dry side.

Apply broad spectrum fungicide the day of sticking to control leaf disease.
Stardom may require Daminozide in propagation 2,500 ppm if grown warm and under low light.

| Rooting | pH | EC | Temp. | Feed | Light | PGR | Fungicide | Comments |
|---|---|---|---|---|---|---|---|---|
| Week 1 | 5.8 to 6.5 | 0.80 | 70°-72° F (21° - 22°C) | 50 ppm N in mist | | | Day of sticking | |
| Week 2 | 5.8 to 6.5 | .80 to .90 | 70°-72° F (21° - 22°C) | 50 ppm N in mist | | | Second fungicide app | |
| Week 3 | 5.8 to 6.5 | .90 to 1.0 | Cool to 68°/70°F (20°/21°C) | Feed 100 ppm | | | | |
| Week 4 | 5.8 to 6.5 | .90 to 1.0 | 65° to 68°F (18°/20°C) | Feed 100 ppm | | Daminozide as needed | | |

DANZIGER

# STARDOM™

For additional information and availability: STARDOM™

## *Jamesbrittenia*

- Maintain consistent soil moisture –plants should not dry to prevent wilt
- Cool temperature finishing for best quality and optimum flower color

| Average Time (from liners) | Temperature | Pinch/ Daylength Modification | Fertilization | Plant Growth Regulator |
|---|---|---|---|---|
| 6 to 7 wks | Average Day | Pinch – Optional<br><br>Not Required – Day Neutral | 100 - 200 ppm N | Daminozide at 2500 ppm on more vigorous varieties |
| (12 cm) 5” pot | 65°-68° F (18°-20° C) | | | |
| 7 to 8 wks | 1 ppp | | Soil EC 0.8 - 1.0 pH 5.8 to 6.5 | |
| (15 cm) 6 ½” | | | | |
| 7 to 8 wks | | | | |
| (20 cm) 8” | 3 ppp | | | |

- PGR - Spray Daminozide at 2500 ppm on young finished plants
- Maintain good airflow and allow plants to dry before nightfall
- Scout for Aphids & Thrips on a regular basis
- PGR applications are based on the label instructions of the commercial product used
- EC guidelines are based on the 2:1 water extraction method

| Finishing | pH | EC | Temp. | Feed | Light | PGR | Fungicide | Comments |
|---|---|---|---|---|---|---|---|---|
| **Week 5 Transplant** | 5.8 to 6.5 | 0.8 to 1.0 | 65° to 68° F (18° to 20° C) | Feed 100 to 150 ppm | Not required | Daminozide as needed 1500 to 2500 ppm | Spray fungicide after transplant | |
| **Week 6 to 12** | 5.8 to 6.5 | 0.8 to 1.0 | 65° to 68° F (18° to 20° C) | Feed 100 to 200 ppm | Not required | | | |

| | | |
|---|---|---|
| **Pests** | Aphids | ACETAMIPRID, FLONICAMID, IMIDACLOPRID,DICHLORVOS |
| | Thrips | METHIOCARB, ACRINATHRIN, ABAMECTIN, DICHLORVOS, SPINOSAD |
| **Diseases** | Botrytis | CYPRODINIL+FLUDIOXONIL, IPRODIONE, POLYOXIN |
| | Pythium Phytophthora | PROPAMOCARB / MEFENOXAM |
| | Rhizoctonia | AZOXYSTRONBIN / ETRIDIAZOLE / FLUDIOXONIL / PCNB / Triflumizole |

FINISHING TIPS

DANZIGER

# GEM™

*Lantana*

- Well-branched medium habit
- Tested and trialed for bloom cycling
- Drought tolerance
- Perfect for late spring/summer timing
- Keeps its bright colors under hot weather conditions
- Fits all pot sizes from Quarts (12cm) to Patio Pots
- Great landscape performance

GEM™
The Garden Jewel

Brand Kit >>

**Mounded**

**Hanging Basket**

**12-15 Qt, Gal, Patio Pot**

**Landscape**

**25-30 cm 10-12 in**

**30-36 cm 12-14 in**

**Spring / Summer Flowering**

**Heat Tolerant**

**Pollinator Friendly**



GEM™ Ruby

DANZIGER

# The **GEM™** Series




**GEM™ Imperial Pink**
LT-19-941




**GEM™ Citrine Imp.**
LT-23-1126




**GEM™ Fire Opal**
LT-22-1082



**GEM™ Diva Pink**



**GEM™ Gold**



**GEM™ Lemon Quartz**



**GEM™ Pearl**



**GEM™ Red Topaz**



**GEM™ Ruby**

DANZIGER

PROPAGATION TIPS

# GEM™

*Lantana camara*

For additional information and availability: GEM™

Stick on priority – Number 1 out of 4 categories

| Average Time | Temperature | Hormone | Fertilization | Fungicide |
|---|---|---|---|---|
| 5 weeks | Weeks 1 - 3<br>72°-74° F<br>(22° - 23°C) | Recommended | Weeks 1-2<br>50 ppm N | Spray fungicide to control Botrytis and bacteria day of sticking |
| | Weeks 4 - 5<br>68° - 70°<br>(20° - 21° C) | | Weeks 3-5<br>100 to 150 ppm N | Apply broad spectrum Week 2 |

- **Misting specification -** Remove from mist as soon as possible -
- Spray adjuvant at sticking
- Maintain warm temperatures allowing plants to develop
- Spray Daminozide at 1,500 ppm
- Pinch is optional in week 4 or at transplant

| Rooting | pH | EC | Temp. | Feed | Light | PGR | Fungicide | Comments |
|---|---|---|---|---|---|---|---|---|
| Week 1 | 5.8 to 6.2 | 0.80 | 72°-74° F<br>(22° - 23°C) | 50 ppm N in mist | Not required | | Day of sticking | |
| Week 2 | 5.8 to 6.2 | .80 to .90 | 72°-74° F<br>(22° - 23°C) | 50 ppm N in mist | Not required | | Second fungicide app | |
| Week 3 | 5.8 to 6.2 | .90 to 1.0 | 72°-74° F<br>(22° - 23°C) | Feed 100 ppm to 150 ppm | Not required | | | |
| Week 4 | 5.8 to 6.2 | 1.0 to 1.2 | 68° - 70°<br>(20° - 21° C) | Feed 100 to 150 ppm | Not required | | | Pinch is optional |
| Week 5 | 5.8 to 6.2 | 1.0 to 1.2 | 68° - 70°<br>(20° - 21° C) | Feed 100 to 150 ppm | Not required | Daminozide as needed | | |

DANZIGER

# GEM™

For additional information and availability: GEM™

## *Lantana camara*

- Keep the temperatures moderately warm to allow plants to continue to develop (average daily temperature at 73° to 75° F (23° to 24° C)
- High light levels best for finishing

FINISHING TIPS

| Average Time (from liners) | Temperature | Pinch/ Daylength Modification | Fertilization | Plant Growth Regulator |
|---|---|---|---|---|
| 6 to 7 wks | Average Day | Pinch – optional<br><br>Night interruption or extended day- Optional | 150 - 200 ppm N | In liner and finish stages |
| (12 cm) 5" pot 1 ppp | 68° - 72° (20° - 22° C) | | | |
| 8 to 9 wks | 68° - 72° (20° - 22° C) | | Soil EC 1.0 - 1.2 pH 5.8 to 6.2 | |
| (15 cm) 6 ½" 1 ppp | | | | |

| Finishing | pH | EC | Temp. | Feed | Light | PGR | Fungicide | Comments |
|---|---|---|---|---|---|---|---|---|
| **Transplant to Week 5** | 5.8 to 6.2 | 1.0 to 1.2 | 68° - 72° (20° - 22° C) | Feed 100 to 150 ppm | | B-9 as needed | Spray fungicide after transplant | |
| **Week 6 to 13** | 5.8 to 6.2 | 1.0 to 1.2 | 68° - 72° (20° - 22° C) | Feed 150 to 200 ppm | | | | |

| | | |
|---|---|---|
| **Pests** | Aphids | ACETAMIPRID, FLONICAMID, IMIDACLOPRID,DICHLORVOS |
| | Thrips | METHIOCARB, ACRINATHRIN, ABAMECTIN, DICHLORVOS, SPINOSAD |
| | Whiteflies | PYMETROZINE, PYRIPROXYFEN, PYRIFLUQUINAZON |
| **Diseases** | Botrytis | CYPRODINIL+FLUDIOXONIL, IPRODIONE, POLYOXIN |
| | Pythium | PROPAMOCARB |
| | Phytophthora | PROPAMOCARB |

- PGR - Spray Daminozide at 1500 to 2500 ppm for finishing plants
- Spray broad spectrum fungicide after transplant
- Scout for Leaf Miners, Thrips and Whiteflies on a regular basis
- PGR applications are based on the label instructions of the commercial product used
- EC guidelines are based on the 2:1 water extraction method

DANZIGER

# GEM Compact™

*Lantana*

- Well-branched medium habit
- Tested and trialed for bloom cycling
- Drought tolerance
- Perfect for late spring/summer timing
- Keeps its bright colors under hot weather conditions
- Gem Compact is best suited for Southern growers with high light and warm temperatures
- Northern Growers should use Gem for its increased vigor

GEM™
The Garden Jewel

Brand Kit >>

**Mounded**

**Hanging Basket**

**12-15 Qt, Gal, Patio Pot**

**Landscape**

**20-25 cm 8-10 in**

**25-30 cm 10-12 in**

**Spring / Summer Flowering**

**Heat Tolerant**

**Pollinator Friendly**



GEM™ Com. Yellow Topaz

DANZIGER

# The **GEM COMPACT™** series




**Gem Compact™**
**White Sapphire Imp.**
LT-23-1124




**Gem Compact™**
**Yellow Jasper**
LT-22-1085



**Gem Compact™**
**Orange Fire**



**Gem Compact™**
**Pink Opal**



**Gem Compact™**
**Rose Quartz**



**Gem Compact™**
**Yellow Topaz**

DANZIGER

PROPAGATION TIPS

# GEM™ Compact

*Lantana camara*

For additional information and availability: GEM™ Compact

Stick on priority – Number 1 out of 4 categories

| Average Time | Temperature | Hormone | Fertilization | Fungicide |
|---|---|---|---|---|
| 5 weeks | Weeks 1 - 3<br>72°-74° F<br>(22° - 23°C) | Recommended | Weeks 1-2<br>50 ppm N | Spray fungicide to control Botrytis and bacteria day of sticking |
| | Weeks 4 - 5<br>68° - 70°<br>(20° - 21° C) | | Weeks 3-5<br>100 to 150 ppm N | Apply broad spectrum Week 2 |

- **Misting specification -** Remove from mist as soon as possible -
- Spray adjuvant at sticking
- Maintain warm temperatures allowing plants to develop
- Spray Daminozide at 1,500 ppm
- Pinch is optional in week 4 or at transplant

| Rooting | pH | EC | Temp. | Feed | Light | PGR | Fungicide | Comments |
|---|---|---|---|---|---|---|---|---|
| Week 1 | 5.8 to 6.2 | 0.80 | 72°-74° F<br>(22° - 23°C) | 50 ppm N in mist | Not required | | Day of sticking | |
| Week 2 | 5.8 to 6.2 | .80 to .90 | 72°-74° F<br>(22° - 23°C) | 50 ppm N in mist | Not required | | Second fungicide app | |
| Week 3 | 5.8 to 6.2 | .90 to 1.0 | 72°-74° F<br>(22° - 23°C) | Feed 100 ppm to 150 ppm | Not required | | | |
| Week 4 | 5.8 to 6.2 | 1.0 to 1.2 | 68° - 70°<br>(20° - 21° C) | Feed 100 to 150 ppm | Not required | | | |
| Week 5 | 5.8 to 6.2 | 1.0 to 1.2 | 68° - 70°<br>(20° - 21° C) | Feed 100 to 150 ppm | Not required | Daminozide as needed | | |

DANZIGER

# GEM™ Compact

*Lantana camara*

For additional information and availability: GEM™ Compact

FINISHING TIPS

| Average Time (from liners) | Temperature | Pinch/ Daylength Modification | Fertilization | Plant Growth Regulator |
|---|---|---|---|---|
| 6 to 7 wks | Average Day | Pinch – optional night interruption or extended day- Optional | 150 - 200 ppm N | In liner and finish stages |
| (12 cm) 5” pot 1 ppp | 68° - 72° (20° - 22° C) | | | |
| 8 to 9 wks | 68° - 72° (20° - 22° C) | | Soil EC 1.0 - 1.2 pH 5.8 to 6.2 | |
| (15 cm) 6 ½” 1 ppp | | | | |

| Finishing | pH | EC | Temp. | Feed | Light | PGR | Fungicide | Comments |
|---|---|---|---|---|---|---|---|---|
| **Transplant to Week 5** | 5.8 to 6.2 | 1.0 to 1.2 | 68° - 72° (20° - 22° C) | Feed 100 to 150 ppm | | B-9 as needed | Spray fungicide after transplant | |
| **Week 6 to 13** | 5.8 to 6.2 | 1.0 to 1.2 | 68° - 72° (20° - 22° C) | Feed 150 to 200 ppm | | | | |

| | | |
|---|---|---|
| **Pests** | Aphids | ACETAMIPRID, FLONICAMID, IMIDACLOPRID,DICHLORVOS |
| | Thrips | METHIOCARB, ACRINATHRIN, ABAMECTIN, DICHLORVOS, SPINOSAD |
| | Whiteflies | PYMETROZINE, PYRIPROXYFEN, PYRIFLUQUINAZON |
| **Diseases** | Botrytis | CYPRODINIL+FLUDIOXONIL, IPRODIONE, POLYOXIN |
| | Pythium | PROPAMOCARB |
| | Phytophthora | PROPAMOCARB |

- PGR - Spray Daminozide at 1500 to 2500 ppm for finishing plants
- Spray broad spectrum fungicide after transplant
- Scout for Leaf Miners, Thrips and Whiteflies on a regular basis
- PGR applications are based on the label instructions of the commercial product used
- EC guidelines are based on the 2:1 water extraction method

DANZIGER

# GLOW™

*Lobelia erinus*

- Mounded habit works well in baskets and combinations
- Well-suited for season extender/heat tolerant programs
- Glow™ Blue Volt habit has a semi-trailing habit, which will fit well in baskets

**Compact Mounded**

**20-25 cm 8-10 in**

**30-36 cm 12-14 in**

**Heat Tolerant**

**12-15 Qt, Gal Patio Pot**

**Landscape**

**Spring / Summer Flowering**



GLOW™ Blue Volt

DANZIGER

# The **GLOW™** Collection




**GLOW™ Azure**
LB-21-1911



**GLOW™ Blue Volt**




**GLOW™ Electric Blue**



**GLOW™ White Lightning**

DANZIGER

PROPAGATION TIPS

# GLOW™

*Lobelia erinus*

For additional information and availability: GLOW™



Stick on priority – Number 2 out of 4 categories

| Average Time | Temperature | Hormone | Fertilization | Fungicide |
|---|---|---|---|---|
| 5 weeks | Weeks 1 - 2<br>72°-74° F<br>(22° - 23°C) | No | Weeks 1-2 50 ppm N | Spray fungicide to control Botrytis and bacteria day of sticking |
| | Weeks 3 - 5<br>70°-72° F<br>(21° - 22°C) | | Weeks 3-5 100 to 150 ppm N | Day of sticking & Week 2 |

- **Irrigation specification –** Reduce mist as soon as possible

- The series is well branched, so pinching is not needed for a quality finish. Daminozide at 2,500 to 3,750 ppm on week 4 .

| Rooting | pH | EC | Temp. | Feed | Light | PGR | Fungicide | Comments |
|---|---|---|---|---|---|---|---|---|
| Week 1 | 5.8 to 6.2 | 0.80 | 72°-74° F<br>(22° - 23°C) | 50 ppm N in mist | Additional supplemental lighting is optional depending on region | | Day of sticking | |
| Week 2 | 5.8 to 6.2 | .80 to .90 | 72°-74° F<br>(22° - 23°C | 50 ppm N in mist | | | Second fungicide app | |
| Week 3 | 5.8 to 6.2 | .90 to 1.0 | 72°-74° F<br>(22° - 23°C | Feed 100 ppm | | | | |
| Week 4 | 5.8 to 6.2 | 1.0 to 1.2 | 70°-72° F<br>(21° - 22°C) | Feed 100 ppm | | Daminozide as needed | | |
| Week 5 | 5.8 to 6.2 | 1.0 to 1.2 | 70°-72° F<br>(21° - 22°C) | Feed 100 to 150 ppm | | | | |

DANZIGER

FINISHING TIPS

# GLOW™

*Lobelia erinus*

For additional information and availability: GLOW™

- Facultative long day plant so extended day lighting is optional
- Cool temperature is best for high quality finishing

| Average Time (from liners) | Temperature | Pinch/ Daylength Modification | Fertilization | Plant Growth Regulator |
|---|---|---|---|---|
| 6 to 7 wks | Average Day | No pinch necessary Additional lighting is optional depending on region | 150 - 200 ppm N | In liner and finish stages. Daminozide @ 2500 ppm |
| (12 cm) 5” pot | 65° to 68° F (18° to 20° C) | | | |
| 8 to 9 wks | 1 planer per pot | | Soil EC 1.0 to 1.2 pH 5.6 to 6.0 | |
| (15 cm) 6 ½” | | | | |
| 8 to 10 wks | | | | |
| (20 cm) 8” | 3 plants per container | | | |
| 8 to 10 wks | | | | |
| (25 cm) 10” | 3 plants per container | | | |

- Additional Iron (Fe) or Manganese (Mn) may be required depending on water quality and alkalinity
- Maintain soil evenly moist – do not allow plants to dry completely
- PGR applications are based on the label instructions of the commercial product used
- EC guidelines are based on the 2:1 water extraction method

| Finishing | pH | EC | Temp. | Feed | Light | PGR | Fungicide | Comments |
|---|---|---|---|---|---|---|---|---|
| **Transplant to Week 5** | 5.6 to 6.0 | 1.0 to 1.2 | 65° to 68° F (18° to 20° C) | Feed 100 to 150 ppm | | Daminozide at 2,500 to 3,750 ppm | Spray fungicide after transplant | |
| **Week 6 to 12** | 5.6 to 6.0 | 1.0 to 1.2 | 60° to 68° F (18° to 20° C) | Feed 100 to 150 ppm | | Paclobutrazol Drench at 1 ppm | | Paclobutrazol 1 ppm drench when plants reach 85% of desired size |

| | | |
|---|---|---|
| **Pests** | Aphids | ACETAMIPRID, FLONICAMID, IMIDACLOPRID,DICHLORVOS |
| | Thrips | METHIOCARB, ACRINATHRIN, ABAMECTIN, DICHLORVOS, SPINOSAD |
| **Diseases** | Botrytis | CYPRODINIL+FLUDIOXONIL, IPRODIONE, POLYOXIN |
| | Pythium | PROPAMOCARB |
| | Phytophthora | PROPAMOCARB |

DANZIGER

# STREAM™

*Lobularia hybrida*

- Floriferous, ball-shaped plant structure
- Highly fragrant, pollinators love it!
- Flowers from early spring through fall
- Ideal as a filler in mixed containers, hanging basket or window boxes

| Mounded | Landscape | Hanging Basket | Ground cover |
|---|---|---|---|
| 24-46 cm<br>10-18 in | 10-15 cm<br>4-6 in | 12-15<br>Qt ,Gal,<br>Patio Pot | Heat<br>Tolerant |



STREAM™ Lavender

DANZIGER

# The **STREAM™** series




**STREAM™ Bicolor Violet**
AY-23-1064



**STREAM™ Lavender**



**STREAM™ Purple Imp.**



**STREAM™ Raspberry Imp.**



**STREAM™ White Imp.**

DANZIGER

PROPAGATION TIPS

# STREAM™

*Lobularia*

For additional information and availability: STREAM™

Stick on priority – Number 1 out of 4 categories

| Average Time | Temperature | Hormone | Fertilization | Fungicide |
|---|---|---|---|---|
| 5 weeks | Weeks 1 - 2 70°-72° F (21° - 22°C) | Optional | Weeks 1-2 50 ppm N | Spray fungicide to control Botrytis and bacteria day of sticking |
| | Weeks 3 - 5 65° - 68° (18° - 20° C) | | Weeks 3-5 100 to 150 ppm N | Day of sticking & Week 2 |

– **Irrigation specification –** Reduce from mist as soon as possible

– Application of IBA can hasten rooting. Daminozide at 1500 to 2500 ppm day of sticking. Lighting in propagation is not necessary. The Lobularia Stream™ Series is well branched, and a pinch would only be necessary if grown under lower light levels.

| Rooting | pH | EC | Temp. | Feed | Light | PGR | Fungicide | Comments |
|---|---|---|---|---|---|---|---|---|
| Week 1 | 5.2 to 5.8 | 0.80 | 70°-72° F (21° - 22°C) | 50 ppm N in mist | | | Day of sticking | Feeding through Mist |
| Week 2 | 5.2 to 5.8 | .80 to .90 | 70°-72° F (21° - 22°C) | 50 ppm N in mist | | | Second fungicide app | |
| Week 3 | 5.2 to 5.8 | .90 to 1.0 | Cool to 68° - 70° F (20° - 21° C) | Feed 100 ppm to 150 ppm | | Daminozide as needed | | |
| Week 4 | 5.2 to 5.8 | 1.0 to 1.2 | 65° to 68° F (18° to 20° C) | Feed 100 ppm to 150 ppm | | Daminozide as needed | | |
| Week 5 | 5.2 to 5.8 | 1.0 to 1.2 | 65° to 68° F (18° to 20° C) | Feed 100 ppm to 150 ppm | | Daminozide as needed | | |

DANZIGER

# STREAM™

For additional information and availability: STREAM™

## *Lobularia*

- Pinch is optional
- Cool temperature finishing for best quality

| Average Time (from liners) | Temperature | Pinch/ Daylength Modification | Fertilization | Plant Growth Regulator |
|---|---|---|---|---|
| 6 to 7 wks | Average Day | Pinch - Optional | 100 - 150 ppm N | In liner and finish stages |
| (12 cm) 5" pot | 65° - 68° (18° - 20° C) | | | |
| 8 to 9 wks | 1 plant per pot | No lighting necessary | Soil EC 0.8 - 1.0 pH 5.6 to 6.0 | |
| (15 cm) 6 ½" | | | | |
| 8 to 9 wks | | | | |
| (20 cm) 8" | 3 plants per container | | | |
| 8 to 9 wks | | | | |
| (25 cm) 10" | 3 plants per container | | | |

| Finishing | pH | EC | Temp. | Feed | Light | PGR | Fungicide | Comments |
|---|---|---|---|---|---|---|---|---|
| **Week 6 Transplant** | 5.6 to 6.0 | 0.8 to 1.0 | 65° to 68° F ( 18° to 20° C) | Feed 100 to 150 ppm | Day Neutral | Daminozide as needed | Spray fungicide after transplant | |
| **Week 6 to 12** | 5.6 to 6.0 | 0.8 to 1.0 | 65° to 68° F (18° to 20° C) | Feed 100 to 150 ppm | Not Required | Paclobutrazol Drench at 0.5 to 1 ppm | | Paclobutrazol 0.5 to 1 ppm drench when plants reach 85% of desired size |

- Consistent soil moisture levels are best – allow soil to dry slightly between irrigations
- Do not apply chemicals with high tendency to create leaf damage
- Scout for Aphids on a regular basis
- Should be very careful with the Paclobotrazol application Lobulria is sensitive to high application
- To prevent against Downy Mildew
- PGR applications are based on the label instructions of the commercial product used
- EC guidelines are based on the 2:1 water extraction method

| | | |
|---|---|---|
| **Pests** | Aphids | ACETAMIPRID, FLONICAMID, IMIDACLOPRID,DICHLORVOS |
| | Thrips | METHIOCARB, ACRINATHRIN, ABAMECTIN, DICHLORVOS, SPINOSAD |
| **Diseases** | Botrytis | CYPRODINIL+FLUDIOXONIL, IPRODIONE, POLYOXIN |
| | Pythium | PROPAMOCARB |
| | Phytophthora | PROPAMOCARB |
| | Downy Mildew | Oxathiapiprolin, Fluopicolide |

FINISHING TIPS

DANZIGER

# STREAM™ COMPACT

*Lobularia hybrida*

- Controlled growth in the greenhouse then continues to gain size to fill larger containers
- Floriferous, ball-shaped plant structure
- Highly fragrant, pollinators love it!
- Flowers from early spring through autumn
- Less PGR needed
- Ideal as a filler in mixed containers, hanging basket or window boxes
- Heat and cold tolerant, very versatile

**Mounded**

**10-15 cm**
**4-6 in**

**25-46 cm**
**10-18 in**

**Heat Tolerant**

**12-15 Qt, Gal**

**Landscape**

**Ground Cover**

**Pollinator Friendly**

**Spring / Summer Flowering**



STREAM™ Compact White

DANZIGER

# The **STREAM™ COMPACT** series




**STREAM™ Compact Double Pastel**
AY-21-1029




**STREAM™ Compact Orchid**
AY-23-1081




**STREAM™ Compact Rose Imp.**
AY-23-1082



**STREAM™ Compact Purple**



**STREAM™ Compact Violet**




**STREAM™ Compact White**

DANZIGER

# STREAM™ Compact

*Lobularia hybrida*

For additional information and availability: STREAM™ Compact



Stick on priority – Number 1 out of 4 categories

| Average Time | Temperature | Hormone | Fertilization | Fungicide |
|---|---|---|---|---|
| 5 weeks | Weeks 1 - 2<br>70°-72° F<br>(21° - 22°C) | Optional | Weeks 1-2 50 ppm N | Spray fungicide to control Botrytis and bacteria day of sticking |
| | Weeks 3 - 5<br>65° - 68°<br>(18° - 20° C) | | Weeks 3-5 100 to 150 ppm N | Day of sticking & Week 2 |

- **Irrigation specification –** Reduce from mist as soon as possible

- Application of IBA can hasten rooting. Daminozide at 1500 to 2500 ppm day of sticking. Lighting in propagation is not necessary. The Lobularia Stream™ series is well branched, and a pinch would only be necessary if grown under lower light levels.

| Rooting | pH | EC | Temp. | Feed | Light | PGR | Fungicide | Comments |
|---|---|---|---|---|---|---|---|---|
| Week 1 | 5.2 to 5.8 | 0.80 | 70°-72° F<br>(21° - 22°C) | 50 ppm N in mist | | | Day of sticking | Feeding through Mist |
| Week 2 | 5.2 to 5.8 | .80 to .90 | 70°-72° F<br>(21° - 22°C) | 50 ppm N in mist | | | Second fungicide app | |
| Week 3 | 5.2 to 5.8 | .90 to 1.0 | Cool to<br>68° - 70° F<br>(20° - 21° C) | Feed 100 ppm to 150 ppm | | Daminozide as needed | | |
| Week 4 | 5.2 to 5.8 | 1.0 to 1.2 | 65° to 68° F<br>(18° to 20° C) | Feed 100 ppm to 150 ppm | | Daminozide as needed | | |
| Week 5 | 5.2 to 5.8 | 1.0 to 1.2 | 65° to 68° F<br>(18° to 20° C) | Feed 100 ppm to 150 ppm | | Daminozide as needed | | |

PROPAGATION TIPS

DANZIGER

# STREAM™ Compact

*Lobularia hybrida*

For additional information and availability: STREAM™ Compact

FINISHING TIPS

- Pinch is optional
- Cool temperature finishing for best quality

| Average Time (from liners) | Temperature | Pinch/ Daylength Modification | Fertilization | Plant Growth Regulator |
|---|---|---|---|---|
| 6 to 7 wks | Average Day | Pinch - Optional No lighting necessary | 100 - 150 ppm N | In liner and finish stages |
| (12 cm) 5” pot | 65° - 68° (18° - 20° C) | | | |
| 8 to 9 wks | 1 plant per pot | | Soil EC 0.8 - 1.0 pH 5.6 to 6.0 | |
| (15 cm) 6 ½” | | | | |
| 8 to 9 wks | | | | |
| (20 cm) 8” | 3 plants per container | | | |
| 8 to 9 wks | | | | |
| (25 cm) 10” | 3 plants per container | | | |

- Consistent soil moisture levels are best – allow soil to dry slightly between irrigations
- Do not apply chemicals with high tendency to create leaf damage
- Scout for Aphids on a regular basis
- Should be very careful with the Paclobotrazol application Lobularia is sensitive to high application
- To prevent against Downy Mildew
- PGR applications are based on the label instructions of the commercial product used
- EC guidelines are based on the 2:1 water extraction method

| Finishing | pH | EC | Temp. | Feed | Light | PGR | Fungicide | Comments |
|---|---|---|---|---|---|---|---|---|
| **Week 6 Transplant** | 5.6 to 6.0 | 0.8 to 1.0 | 65° to 68° F (18° to 20° C) | Feed 100 to 150 ppm | Day Neutral | Daminozide as needed | Spray fungicide after transplant | |
| **Week 6 to 12** | 5.6 to 6.0 | 0.8 to 1.0 | 65° to 68° F (18° to 20° C) | Feed 100 to 150 ppm | Not Required | Paclobutrazol Drench at 0.5 to 1 ppm | | Paclobutrazol 0.5 to 1 ppm drench when plants reach 85% of desired size |

| | | |
|---|---|---|
| **Pests** | Aphids | ACETAMIPRID, FLONICAMID, IMIDACLOPRID,DICHLORVOS |
| | Thrips | METHIOCARB, ACRINATHRIN, ABAMECTIN, DICHLORVOS, SPINOSAD |
| **Diseases** | Botrytis | CYPRODINIL+FLUDIOXONIL, IPRODIONE, POLYOXIN |
| | Pythium | PROPAMOCARB |
| | Phytophthora | PROPAMOCARB |
| | Downy Mildew | OXATHIAPIPROLIN, FLUOPICOLIDE |

DANZIGER

# GARDEN FRECKLES™

*Mecardonia grandiflora*

- Heat and drought tolerant annual
- Great filler for pot cover
- Abundance of small yellow flowers

**Mounded**

**10-15 cm**
**4-6 in**

**10-15 cm**
**4-6 in**

**24-30 cm**
**10-12 in**



DANZIGER

PROPAGATION TIPS

# GARDEN FRECKLES™

*Mecardonia grandiflora*

For additional information and availability: GARDEN FRECKLES™



Stick on priority – Number 3 out of 4 categories

| Average Time | Temperature | Hormone | Fertilization | Fungicide |
|---|---|---|---|---|
| 5 weeks | Weeks 1 - 3<br>70°-72° F (21° - 22°C) | No | Weeks 1-3<br>50 ppm N | Spray fungicide to control Botrytis and bacteria day of sticking |
| | Weeks 4- 5<br>68° - 70° (20° - 21° C) | | Weeks 4-5<br>100 ppm N | Day of sticking & Week 2 |

- **Irrigation specification -** Spray with adjuvant the day of sticking/Remove from mist as soon as possible

- Mercadonia Golden Freckles is day neutral and prefers bright light conditions for maximum flowering. Moderate moisture levels for the media in propagation.

| Rooting | pH | EC | Temp. | Feed | Light | PGR | Fungicide | Comments |
|---|---|---|---|---|---|---|---|---|
| Week 1 | 5.8 to 6.2 | 0.80 | 70°-72° F (21° - 22°C) | 50 ppm N in mist | Not required | | Day of sticking | |
| Week 2 | 5.8 to 6.2 | .80 to .90 | 70°-72° F (21° - 22°C) | 50 ppm N in mist | | | Second fungicide app | |
| Week 3 | 5.8 to 6.2 | .90 to 1.0 | 70°-72° F (21° - 22°C) | Feed 100 ppm N | | | | |
| Week 4 | 5.8 to 6.2 | .90 to 1.0 | Cool to 68° - 70° (20° - 21° C) | Feed 100 ppm N | | Daminozide as needed | | |
| Week 5 | 5.8 to 6.2 | .90 to 1.0 | 68° - 70° (20° - 21° C) | Feed 100 ppm N | | | | |

DANZIGER

# GARDEN FRECKLES™

*Mecardonia grandiflora*

For additional information and availability: GARDEN FRECKLES™

FINISHING TIPS

- Finish under high light for quality plants
- Cool temperatures may create stress and develop yellow stems or at the meristems. When the temperatures warm, the plants will return to a green color

| Average Time (from liners) | Temperature | Pinch/ Daylength Modification | Fertilization | Plant Growth Regulator |
|---|---|---|---|---|
| 5 to 7 wks | Average Day | Pinch – should not be required | 100-125 ppm N | Should not be required |
| 10 cm (quart) | 68°-70° F (20°-21° C) | | | |
| 6 to 8 wks | 1 plant per pot | | Soil EC 1.0 - 1.2 pH 5.8 to 6.2 | |
| (15 cm) 6” | | | | |

- Cool temperatures may create yellowing at the end of plant stems
- Do not allow soil to become oversaturated
- Scout for Aphids, Mites and Thrips
- Drench after transplant for Rhizoctonia and Pythium / Phytophthora
- EC guidelines are based on the 2:1 water extraction method

| Finishing | pH | EC | Temp. | Feed | Light | PGR | Fungicide | Comments |
|---|---|---|---|---|---|---|---|---|
| **Transplant to Week 6** | 5.8 to 6.2 | 1.0 to 1.2 | 68° to 70° F (20° to 21° C) | feed 100 ppm N | None | Only under low light conditions | Drench fungicide after transplant | Control of Pythium & Rhizoctonia |
| **Week 6 to 12** | 5.8 to 6.2 | 1.2 to 1.5 | 68° to 70° F (20° to 21° C) | feed 100 to 125 ppm N | | | | |

| | | |
|---|---|---|
| **Pests** | Aphids | ACETAMIPRID, FLONICAMID, IMIDACLOPRID,DICHLORVOS |
| | Thrips | METHIOCARB, ACRINATHRIN, ABAMECTIN, DICHLORVOS, SPINOSAD |
| **Diseases** | Botrytis | CYPRODINIL+FLUDIOXONIL, IPRODIONE, POLYOXIN |
| | Pythium Phytophthora | PROPAMOCARB / MEFENOXAM |
| | Rhizoctonia | AZOXYSTRONBIN / ETRIDIAZOLE / FLUDIOXONIL / PCNB / TRIFLUMIZOLE |

DANZIGER

# MAI TAI™

*Mimulus aurantiacus*

- Flowers from early summer to fall
- Improved rooting ability
- Good branching – only 1 pinch needed
- Less sticky leaves than seed types
- Strong color that will continue flowering all summer long
- Well suited for combinations

| Upright | 25-30 cm<br>10-12 in | 41-51 cm<br>16-20 in | Heat tolerant | Pollinator Friendly |
|---|---|---|---|---|

| Landscape | 12-15<br>Qt, Gal |
|---|---|



MAI TAI™ Orange Imp.

DANZIGER

# The **MAI TAI™** series



MAI TAI™ Orange Imp.



MAI TAI™ Red

PROPAGATION TIPS

# MAI TAI™

*Mimulus aurantiacus*

For additional information and availability: MAI TAI™



Stick on priority – Number 1 out of 4 categories

| Average Time | Temperature | Hormone | Fertilization | Fungicide |
|---|---|---|---|---|
| 5 weeks | Weeks 1 - 2<br>72°-74° F<br>(22° - 23°C) | Suggested | Weeks 1-2 50 ppm N | Spray fungicide to control Botrytis and bacteria day of sticking |
| | Weeks 3 - 5<br>68° - 70°<br>(20° - 21° C) | | Weeks 3-5 100 ppm N | Day of sticking & Week 2 |

- **Irrigation specification -** Remove from mist as soon as possible. Limit misting in propagation.
  Do not saturate soil

- Application of IBA can hasten rooting. Maintain warm temperatures in propagation.

- When pinching make sure to leave 4 to 6 nodes below the cut

| Rooting | pH | EC | Temp. | Feed | Light | PGR | Fungicide | Comments |
|---|---|---|---|---|---|---|---|---|
| Week 1 | 5.5 to 5.8 | 0.80 | 72°-74° F<br>(22° - 23°C) | 50 ppm N in mist | | | Day of sticking | Feeding through Mist |
| Week 2 | 5.5 to 5.8 | .80 to .90 | 72°-74° F<br>(22° - 23°C) | 50 ppm N in mist | | | Second fungicide app | |
| Week 3 | 5.5 to 5.8 | .90 to 1.0 | Cool to<br>68° - 70°<br>(20° - 21° C) | Feed<br>100 ppm | | | | |
| Week 4 | 5.5 to 5.8 | 1.0 to 1.2 | 68° - 70°<br>(20° - 21° C) | Feed<br>100 ppm | | | | Pinch - optional |
| Week 5 | 5.5 to 5.8 | 1.0 to 1.2 | 68° - 70°<br>(20° - 21° C) | Feed<br>100 ppm | | | | |

DANZIGER

# MAI TAI™

For additional information and availability: MAI TAI™

## *Mimulus aurantiacus*

FINISHING TIPS

- Pinch is optional but need to leave 4 to 6 nodes
- Mimulus prefers long days and warm temperatures to flower

| Average Time (from liners) | Temperature | Pinch/ Daylength Modification | Fertilization | Plant Growth Regulator |
|---|---|---|---|---|
| 6 to 7 wks | Average Day | Pinch week 4 or at transplant<br><br>No lighting necessary | 100 - 150 ppm N | In liner and finish stages |
| (12 cm) 5” pot | 65° to 68° F (18° to 20° C) | | | |
| 8 to 9 wks | 1 plant per pot | | Soil EC 1.0 - 1.2 pH 5.5 to 5.8 | |
| (15 cm) 6 ½” | | | | |
| 8 to 9 wks | | | | |
| (20 cm) 8” | 3 plants per container | | | |
| 8 to 9 wks | | 8 to 9 wks | | |
| (25 cm) 10” | 3 plants per container | | | |

| Finishing | pH | EC | Temp. | Feed | Light | PGR | Fungicide | Comments |
|---|---|---|---|---|---|---|---|---|
| **Transplant to Week 6** | 5.5 to 5.8 | 1.0 to 1.2 | 65° to 68° F (18° to 20° C) | Feed 100 to 150 ppm | Prefers long days | Daminozide | Drench fungicide after transplant | |
| **Week 6 to 12** | 5.5 to 5.8 | 1.0 to 1.2 | 65° to 68° (18° to 20° C) | Feed 100 to 150 ppm | | | | |

| | | |
|---|---|---|
| **Pests** | Aphids | ACETAMIPRID, FLONICAMID, IMIDACLOPRID,DICHLORVOS |
| | Thrips | METHIOCARB,ACRINATHRIN, ABAMECTIN, DICHLORVOS, SPINOSAD |
| | Whiteflies | PYMETROZINE, PYRIPROXYFEN, PYRIFLUQUINAZON |
| **Diseases** | Botrytis | CYPRODINIL+FLUDIOXONIL, IPRODIONE, POLYOXIN |
| | Pythium | PROPAMOCARB |
| | Phytophthora | PROPAMOCARB |

- Scout for Aphids and Whiteflies
- Botrytis and Rhizoctonia – fungicide drench after transplant to control root and stem diseases
- B9 has good response , can be applied 2,500-3,750 ppm
- PGR applications are based on the label instructions of the commercial product used
- EC guidelines are based on the 2:1 water extraction method

DANZIGER

# KOI™

*Nematanthus*

- Works well in small hanging baskets
- Good branching
- Shiny foliage
- Blooms both indoors and outdoors
- Semi-trailing habit

| Semi-trailing | 10-20 Patio Pots | Hanging Basket | 20-30 cm 8-12 in | 20-30 cm 8-12 in |
|---|---|---|---|---|



KOI™ Orange

DANZIGER

# KOI™ Collection



KOI™ Orange



KOI™ Red

PROPAGATION TIPS

# KOI™

*Nematanthus gregarius*

For additional information and availability: FLORESTA™ CATALOG



Stick on priority – Number 3 out of 4 categories

| Average Time | Temperature | Hormone | Fertilization | Fungicide |
|---|---|---|---|---|
| 5 weeks | Weeks 1 - 2<br>72° / 74° F<br>(22° / 23° C) | Suggested | Weeks 1-2 50 ppm N | Spray fungicide to control Botrytis and bacteria day of sticking |
| | Weeks 3 - 5<br>70°-72° F<br>(21° - 22°C) | | Weeks 3-5 100 ppm N | Day of sticking & Week 2 |

- **Irrigation specification -** Remove from mist as soon as possible. Limit misting in propagation.
- Sensitive to cold water. Overhead watering with water under 50F (10C) can result in leaf damage

- Application of K-IBA can hasten rooting. Maintain warm temperatures in propagation.
- Pinching before transplant results in better finished product.

| Rooting | pH | EC | Temp. | Feed | Light | PGR | Fungicide | Comments |
|---|---|---|---|---|---|---|---|---|
| Week 1 | 5.5 / 5.8 | 0.80 | 72° / 74° F<br>(22° / 23° C) | 50 ppm N in mist | | | Day of sticking | Feeding through Mist |
| Week 2 | 5.5 to 5.8 | .80 to .90 | 72°/ 74° F<br>(22° / 23° C) | 50 ppm N in mist | | | Second fungicide app | |
| Week 3 | 5.5 to 5.8 | .90 to 1.0 | 72°/ 74° F<br>(22° / 23° C) | Feed<br>100 ppm | | | | If callused remove from Mist |
| Week 4 | 5.5 to 5.8 | 1.0 to 1.2 | 70°-72° F<br>(21° - 22°C) | Feed<br>100 ppm | | | | |
| Week 5 | 5.5 to 5.8 | 1.0 to 1.2 | 70°-72° F<br>(21° - 22°C) | Feed<br>100 ppm | | | | Pinch |

DANZIGER

# KOI™

For additional information and availability: FLORESTA™ CATALOG

## *Nematanthus gregarius*

FINISHING TIPS

- Pinch is beneficial to increase rooting
- Nematanthus prefers long days and warm temperatures to flower

| Average Time (from liners) | Temperature | Pinch/ Daylength Modification | Fertilization | Plant Growth Regulator |
|---|---|---|---|---|
| 7 to 9 wks | Average Day | Pinch week 4 or at transplant<br><br>No lighting necessary | 100 - 150 ppm N | Daminozide spray when plants have reached 85% finish size |
| (12 cm) 5” pot | 65° - 68° (18° - 20° C) | | | |
| 8 to 10 wks | 3 plants per container for 5" | | Soil EC 1.0 - 1.2 pH 5.5 to 5.8 | |
| (15 cm) 6 ½” | 4 plants per container for 6 ½” | | | |
| 10 to 14 wks | | | | |
| (20 cm) 8” | 6 plants per container | | | |
| | | | | |
| | | | | |

| Finishing | pH | EC | Temp. | Feed | Light | PGR | Fungicide | Comments |
|---|---|---|---|---|---|---|---|---|
| **Week 6 Transplant** | 5.5 to 5.8 | 1.0 to 1.2 | 70°-72° F (21° - 22°C) | feed 100 to 150 ppm | Prefers long days | Daminozide as needed | Drench fungicide after transplant | |
| **Week 6 to 14** | 5.6 to 6.0 | 1.0 to 1.2 | 68° to 72° (21° to 22° C) | feed 100 to 150 ppm | | | | |

| | | |
|---|---|---|
| **Pests** | Aphids | ACETAMIPRID, FLONICAMID, IMIDACLOPRID,DICHLORVOS |
| | Thrips | METHIOCARB,ACRINATHRIN, ABAMECTIN, DICHLORVOS, SPINOSAD |
| | Whiteflies | PYMETROZINE, PYRIPROXYFEN, PYRIFLUQUINAZON |
| **Diseases** | Botrytis | CYPRODINIL+FLUDIOXONIL, IPRODIONE, POLYOXIN |
| | Pythium | PROPAMOCARB |
| | Phytophthora | PROPAMOCARB |

- Avoid overhead watering with cold water
- In addition to Thrips and Aphids scout for Mealybugs, Spider Mites and Whiteflies
- Botrytis and Rhizoctonia – fungicide drench after transplant to control root and stem diseases
- EC guidelines are based on the 2:1 water extraction method

DANZIGER

DIRECT STICKING TIPS

# KOI™

## *Nematanthus gregarius*

### Direct sticking into the final pot

Root unrooted cuttings in the final container, without a separate liner stage or transplanting.

### Sticking and irrigation

**1. Before sticking:** Thoroughly saturate the substrate.
**2. After sticking:** Water once to settle the substrate around the cuttings.
**3. During rooting:** In the documented Israeli trial, no further irrigation or misting was applied.
The recorded conditions appear alongside.

### Alar (daminozide): spraying is not recommended, as it may cause crop burn.

### Technical reference from the original crop sheet

| Stage | Minimum temp. | pH | EC* |
|---|---|---|---|
| Weeks 1-3 | 16°C | 5.5-5.8 | 0.80-1.00 |
| Weeks 4-5 | 16°C | 5.5-5.8 | 1.00-1.20 |
| Finishing | 16°C | 5.6-6.0 | 1.00-1.20 |

**Rooting and growth:** K-IBA may hasten rooting.
Pinch timing should follow establishment in the final pot (week 5 in the original weekly program).
Long days and warm conditions favour flowering.





Direct sticking in final containers - grower photographs

### Conditions recorded during rooting in Israel

Measured trial conditions, not recommended setpoints

#### Temperature (°C)

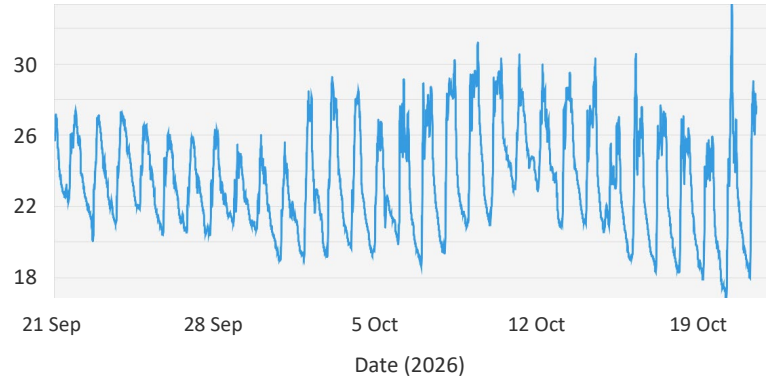


#### Relative humidity (%)

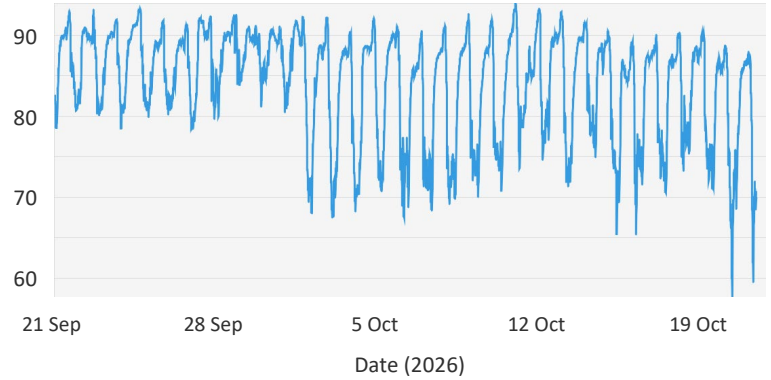


**Crop monitoring:**
Scout for aphids, thrips, whiteflies, mealybugs and spider mites.
Monitor Botrytis and root/stem diseases, including Rhizoctonia.

* EC uses the 2:1 water extraction method. Direct-sticking cycle length and cuttings per pot require trial confirmation.

DANZIGER

# MENOR™

## Nemesia hybrida

- Covered in multicolored blooms
- Compact habit, perfect for 6 packs
- Flower early spring
- Less PGR needed

**25-30 cm**
**10-12 in**

**16-21 cm**
**6-8 in**

**10-12 cm**

**Mounded**




DANZIGER

# The **MENOR™** Collection



**Menor™ Dual Violet**



**Menor™ Dual Bordeaux**



**Menor™ Dual Magenta**

DANZIGER

PROPAGATION TIPS

# MENOR™

*Nemesia Hybrida*

For additional information and availability: MENOR™

Stick on priority – Number 3 out of 4 categories

| Average Time | Temperature | Hormone | Fertilization | Fungicide |
|---|---|---|---|---|
| 4 weeks | Weeks 1 - 2<br>70°-72° F (21° - 22°C) | No | Weeks 1-2<br>50 ppm N | Spray fungicide to control Botrytis and bacteria day of sticking |
| | Weeks 3 - 4<br>65° - 68° (18° - 20° C) | | Weeks 3-4<br>100 to 150 ppm N | Day of sticking & Week 2 |

- **Irrigation specification –** Reduce mist as soon as possible

- Apply broad spectrum fungicide the day of sticking to control leaf disease.
  For the more vigorous varieties, apply Daminozide spray at 2000 ppm week 3.

| Rooting | pH | EC | Temp. | Feed | Light | PGR | Fungicide | Comments |
|---|---|---|---|---|---|---|---|---|
| Week 1 | 5.6 to 6.0 | 0.80 | 70°-72° F (21° - 22°C) | 50 ppm N in mist | | Daminozide as needed | Day of sticking | |
| Week 2 | 5.6 to 6.0 | .80 to .90 | 70°-72° F (21° - 22°C) | 50 ppm N in mist | | | Second fungicide app | |
| Week 3 | 5.6 to 6.0 | .90 to 1.0 | Cool to 65° - 68° (18° - 20° C) | Feed 100 ppm to 150 ppm | | | | |
| Week 4 | 5.6 to 6.0 | 1.0 to 1.2 | 65° - 68° (18° - 20° C) | Feed 100 ppm to 150 ppm | | Daminozide as needed | | |

DANZIGER

# MENOR™

For additional information and availability: MENOR™

## *Nemesia Hybrida*

FINISHING TIPS

- Keep the soil evenly moist, avoiding overly wet conditions, especially during cooler growing periods. Prolonged wet soil can lead to root and foliage issues.
- Finish plants at cool temperatures for the best quality and vibrant flower color.

| Average Time (from liners) | Temperature | Pinch/ Daylength Modification | Fertilization | Plant Growth Regulator |
|---|---|---|---|---|
| 6 to 7 wks | Average Day | Pinch – Recommended<br><br>Not Required – Day Neutral | 100 - 200 ppm N | Daminozide spray application at 2500 ppm |
| (12 cm) 5” pot | 65°-68 F (18°-20° C) | | | |
| 8 to 9 wks | 1 ppp | | Soil EC 1.0 - 1.2 pH 5.6 to 6.0 | |
| (15 cm) 6 ½” | | | | |
| 8 to 9 wks | | | | |
| (20 cm) 8 ” | 3 ppp | | | |

| Finishing | pH | EC | Temp. | Feed | Light | PGR | Fungicide | Comments |
|---|---|---|---|---|---|---|---|---|
| **Week 5 Transplant** | 5.6 to 6.0 | 1.0 to 1.2 | 65° to 68° F (18° to 20° C) | Feed 150 to 200 ppm | Not required | Daminozide as needed 2500 ppm | Drench fungicide after transplant | |
| **Week 6 to 12** | 5.6 to 6.0 | 1.0 to 1.2 | 65° to 68° F (18° to 20° C) | Feed 150 to 200 ppm | Not required | | | |

| | | |
|---|---|---|
| **Pests** | Aphids | ACETAMIPRID, FLONICAMID, IMIDACLOPRID,DICHLORVOS |
| | Thrip | METHIOCARB, ACRINATHRIN, ABAMECTIN, DICHLORVOS, SPINOSAD |
| **Diseases** | Botrytis | CYPRODINIL+FLUDIOXONIL, IPRODIONE, POLYOXIN |
| | Pythium | PROPAMOCARB |
| | Phytophthora | PROPAMOCARB |

- PGR – Menor series is naturally compact, therefore PGR application is optional. If needed Daminozide application of up to 2500 ppm on young finished plants is possible.
- Maintain good airflow and allow plants to dry before nightfall
- **Scout** for Aphids, Thrips, Mites and Whitefly
- PGR applications are based on the label instructions of the commercial product used
- EC guidelines are based on the 2:1 water extraction method

DANZIGER

# NESIA™

*Nemesia hybrida*

- Blooms early spring with heavy flower coverage
- More heat tolerant than other nemesia on the market
- Covered in multicolored blooms
- Compact habit, perfect for 6 packs
- Continues to grow to fill larger pots

**Landscape**

**Heat Tolerant**

**15-18 Qt, Gal, Patio Pot, Pack**

**Pollinator Friendly**

**Spring / Summer Flowering**



| Variety | Growth Habit | Height | Width | Flower Size |
|---|---|---|---|---|
| NESIA™ Arctic Blue | Upright | 8–10 in<br>20–25 cm | 10–12 in<br>25–30 cm | Medium-Big |
| Nesia™ Banana Swirl | Upright | 8–10 in<br>20–25 cm | 6–8 in<br>15–20 cm | Medium |
| Nesia™ Burgundy | Upright | 8–10 in<br>20–25 cm | 10–12 in<br>25–30 cm | Medium-Big |
| Nesia™ Denim | Upright | 8–10 in<br>20–25 cm | 8–10 in<br>20–25 cm | Medium |
| NESIA™ Hot Red | Upright | 8–10 in<br>20–25 cm | 8–10 in<br>20–25 cm | Medium |
| NESIA™ Gold | Upright | 8–10 in<br>20–25 cm | 8–10 in<br>20–25 cm | Medium |
| Nesia™ Inca | Upright | 8–9 in<br>20–23 cm | 8–9 in<br>20–23 cm | Medium |
| Nesia™ Magenta | Upright | 8–10 in<br>20–25 cm | 10–12 in<br>25–30 cm | Medium-Big |
| Nesia™ Orange Spritz | Upright<br>Mounded | 8–10 in<br>20–25 cm | 10–12 in<br>25–30 cm | Medium-Big |
| Nesia™ Pink Crush | Upright | 8–9 in<br>20–23 cm | 6–8 in<br>15–20 cm | Medium |
| Nesia™ Snow Angel | Upright | 8–9 in<br>20–23 cm | 10–12 in<br>25–30 cm | Medium-Big |
| Nesia™ Spring Blush | Upright | 8–10 in<br>20–25 cm | 6–8 in<br>15–20 cm | Medium |
| Nesia™ Sunshine | Upright<br>Semi Trailing | 8–10 in<br>20–25 cm | 10–12 in<br>25–30 cm | Medium |
| Nesia™ Tangerine | Upright | 8–10 in<br>20–25 cm | 8–10 in<br>20–25 cm | Medium |
| Nesia™ Tropical | Upright | 12–14 in<br>30–35 cm | 10–12 in<br>25–30 cm | Medium-Big |
| Nesia™ Tutti Frutti | Upright<br>Mounded | 6–8 in<br>15–20 cm | 6–8 in<br>15–20 cm | Medium |

# The **NESIA™** Collection

## Medium Tall




**NESIA™ Orange Spritz**
NE-24-4650




**NESIA™ Arctic Blue**




**NESIA™ Hot Red**




**NESIA™ Gold**



**NESIA™ Banana Swirl**



**NESIA™ Burgundy**




**NESIA™ Denim**



**NESIA™ Magenta**



**Nesia™ Spring Blush**




**NESIA™ Sunshine**




**NESIA™ Tangerine**

## Medium



**NESIA™ Inca**




**NESIA™ Pink Crush**



**NESIA™ Snow Angel**



**NESIA™ Tutti Frutti**

## Tall



**NESIA™ Tropical**

DANZIGER

PROPAGATION TIPS

# NESIA™

*Nemesia Hybrida*

For additional information and availability: NESIA™

Stick on priority – Number 3 out of 4 categories

| Average Time | Temperature | Hormone | Fertilization | Fungicide |
|---|---|---|---|---|
| 4 weeks | Weeks 1 - 2<br>72°-74° F (22° - 23°C) | No | Weeks 1-2<br>50 ppm N | Spray fungicide to control Botrytis and bacteria day of sticking |
| | Weeks 3 - 4<br>65° - 68° (18° - 20° C) | | Weeks 3-4<br>100 to 150 ppm N | Day of sticking & Week 2 |

- **Irrigation specification –** Remove from mist as soon as possible

- Apply broad spectrum fungicide the day of sticking to control leaf disease.
  For the more vigorous varieties, apply Daminozide spray at 2000 ppm week 3.

| Rooting | pH | EC | Temp. | Feed | Light | PGR | Fungicide | Comments |
|---|---|---|---|---|---|---|---|---|
| Week 1 | 5.6/6.0 | 0.80 | 72°-74° F (22° - 23°C) | 50 ppm N in mist | | | Day of sticking | |
| Week 2 | 5.6 to 6.0 | .80 to .90 | 72°-74° F (22° - 23°C) | 50 ppm N in mist | | | Second fungicide app | |
| Week 3 | 5.6 to 6.0 | .90 to 1.0 | Cool to 68° -70°F (20°-21°C) | Feed 100 ppm to 150 ppm | | Daminozide as needed – 2,500 ppm | | |
| Week 4 | 5.6 to 6.0 | 1.0 to 1.2 | 65° - 68° (18° - 20° C) | Feed 100 ppm to 150 ppm | | | | |

DANZIGER

# NESIA™

For additional information and availability: NESIA™

## *Nemesia Hybrida*

- Keep the soil evenly moist, avoiding saturated soil conditions, especially during cooler growing periods. Prolonged wet soil can lead to root and foliage issues.
- Finish plants at cool temperatures for the best quality and vibrant flower color.
- Spray PGRs to control plant height.

FINISHING TIPS

| Average Time (from liners) | Temperature | Pinch/ Daylength Modification | Fertilization | Plant Growth Regulator |
|---|---|---|---|---|
| 6 to 8 wks | Average Day | Pinch – Recommended<br><br>Not Required – Day Neutral | 100 - 200 ppm N | Daminozide spray application at 2500 to 3750 ppm |
| (12 cm) 5” pot | 65°-68 F (18°-20° C) | | | |
| 8 to 9 wks | 1 ppp | | Soil EC 1.0 - 1.2 pH 5.6 to 6.0 | |
| (15 cm) 6 ½” | | | | |
| 8 to 9 wks | | | | |
| (20 cm) 8 ” | 3 ppp | | | Paclobutrazol drench application at 2 ppm |

- PGR - Spray Daminozide at 2500 ppm on young finished plants
- Maintain good airflow and allow plants to dry before nightfall
- **Scout** for Aphids, Thrips, Mites and Whitefly
- PGR applications are based on the label instructions of the commercial product used
- EC guidelines are based on the 2:1 water extraction method

| Finishing | pH | EC | Temp. | Feed | Light | PGR | Fungicide | Comments |
|---|---|---|---|---|---|---|---|---|
| **Transplant to Week 5** | 5.6 to 6.0 | 1.0 to 1.2 | 65° to 68° F (18° to 20° C) | Feed 150 to 200 ppm | Not required | Daminozide as needed 2500 ppm | Drench fungicide after transplant | |
| **Week 6 to 12** | 5.6 to 6.0 | 1.0 to 1.2 | 65° to 68° F (18° to 20° C) | Feed 150 to 200 ppm | Not required | | | |

| | | |
|---|---|---|
| **Pests** | Aphids | ACETAMIPRID, FLONICAMID, IMIDACLOPRID,DICHLORVOS |
| | Thrip | METHIOCARB, ACRINATHRIN, ABAMECTIN, DICHLORVOS, SPINOSAD |
| **Diseases** | Botrytis | CYPRODINIL+FLUDIOXONIL, IPRODIONE, POLYOXIN |
| | Pythium | PROPAMOCARB |
| | Phytophthora | PROPAMOCARB |

DANZIGER

# HARMONY®

New Guinea Impatiens

- Large, vibrant flowers provide continuous color throughout the season
- Easy to grow
- 12 weeks in our stick to flower trials
- Great shelf life

**Mounded**

**Early**

**Hanging Basket**

**36-46 cm**
**14-18 in**

**30-36 cm**
**12-14 in**

**Landscape**




DANZIGER

# The **HARMONY®** Collection

## BICOLOR



Harmony® Apricot Cream



Harmony® Bicolor Red



Harmony® Candy Cream



Harmony® Fuchsia Cream



Harmony® Marshmallow Cream



Harmony® Orange Star



Harmony® Purple Cream



Harmony® Raspberry Cream



Harmony® Salmon Cream

DANZIGER

# The **HARMONY®** Collection

## SOLID COLOR



Harmony® Bold Red



Harmony® Dark Lavender



Harmony® Dark Lilac



Harmony® Dark Red



Harmony® Dark Pink



Harmony® Deep Red



Harmony® Dark Violet

Best Seller



Harmony® Magenta

Best Seller



Harmony® Orange Blaze



Harmony® Pastel Lavender



Harmony® Pink Smile

Best Seller



Harmony® Red Cardinal

Best Seller



Harmony® Snow

Best Seller



Harmony® Violet

DANZIGER

PROPAGATION TIPS

# HARMONY®

*New Guinea Impatiens*

For additional information and availability: HARMONY®

Stick on priority – Number 2 out of 4 categories

| Average Time | Temperature | Hormone | Fertilization | Fungicide |
|---|---|---|---|---|
| 5 weeks | Weeks 1 - 3<br>72°-74° F (22° - 23°C) | Optional | Weeks 1-2<br>50 ppm N | Spray fungicide to control Botrytis and bacteria day of sticking |
| | Weeks 4 - 5<br>70° - 72° (21° - 22° C) | | Weeks 3-5<br>80 ppm N | Apply broad spectrum Week 2 |

| Rooting | pH | EC | Temp | Feed | Light | PGR | Fungicide | Comments |
|---|---|---|---|---|---|---|---|---|
| Week 1 | 6.0/6.5 | 0.50 | 72°/74°F (22°/23°C) | | Not required | | Day of sticking | |
| Week 2 | 6.0/6.5 | .80 to .90 | 72°/74°F (22°/23°C) | 50 ppm N in mist | Not required | | Second fungicide app | |
| Week 3 | 6.0/6.5 | .80 to .90 | 72°/74°F (22°/23°C) | 80 ppm N in mist | Not required | | | |
| Week 4 | 6.0/6.5 | .80 to .90 | 70°/72°F (21°/22°C) | 80 ppm N in mist | Not required | | | |
| Week 5 | 6.0/6.5 | .80 to .90 | 70°/72°F (21°/22°C) | 80 ppm N in mist | Not required | | | Pinch is not recommended |

- Spray adjuvant at sticking

- Spray Ethephon at 300 ppm the day after stick. This will reset flowering response. One hour of Ethephon on the leaves will be sufficient time while mist if off.
- Maintain warm temperatures allowing plants to develop and flower
- Average daily temperature of 70° F / 21° C
- FAST FLOWERING cuttings: Flowering can be delayed by high temperatures and excessive nitrogen. Our trials used a low-nitrogen fertilizer (80ppm N). If this is not possible, alternate three clear-water irrigations with one fertilizer application throughout the crop.

DANZIGER

# HARMONY®

For additional information and availability: HARMONY®

## *New Guinea Impatiens*

FINISHING TIPS

- Maintain a low EC level for proper growth and sizing of plant
- Transplant liners when plants are rooted and actively growing
- The best key for good production is the temperatures during cultivation

| Average Time (from liners) | Temperature | Pinch/ Daylength Modification | Fertilization | Plant Growth Regulator |
|---|---|---|---|---|
| 7 to 8 wks | Average Day | Pinch - No<br><br>Daylength Neutral | 100 - 150 ppm N | See below |
| (12 cm) 5” pot | 68°-70° F (20°-21° C) | | | |
| 8 to 9 wks | 1 plant per pot | | Soil EC 0.8 - 1.0 pH 5.8 to 6.2 | |
| (15 cm) 6 ½” pot | | | | |

- PGR - If needed at finishing, they will respond well to Paclobutrazol Sprench (a very light drench that reaches the media) of 0.1 ppm
- Spray broad spectrum fungicide after transplant
- Scout for Thrips and Mites on regular basis
- FAST FLOWERING cuttings: Flowering can be delayed by high temperatures and excessive nitrogen. Our trials used a low-nitrogen fertilizer (80ppm N). If this is not possible, alternate three clear-water irrigations with one fertilizer application throughout the crop.
- PGR applications are based on the label instructions of the commercial product used
- EC guidelines are based on the 2:1 water extraction method

| Finishing | pH | EC | Temp | Feed | Light | PGR | Fungicide | Comments |
|---|---|---|---|---|---|---|---|---|
| **Week 5 Transplant** | 5.8 to 6.2 | 0.8 to 1.0 | 65° to 68° F (18° to 20° C) | Feed 100 to 150 ppm | | See below | Drench fungicide at transplant | |
| **Week 6 to 13** | 5.8 to 6.2 | 0.8 to 1.0 | 65° to 68° F (18° to 20° C) | Feed 100 to 150 ppm | | | | |

| | | |
|---|---|---|
| **Pests** | Aphids | ACETAMIPRID, FLONICAMID, IMIDACLOPRID,DICHLORVOS |
| | Thrip | METHIOCARB, ACRINATHRIN, ABAMECTIN, DICHLORVOS, SPINOSAD |
| **Diseases** | Botrytis | CYPRODINIL+FLUDIOXONIL, IPRODIONE, POLYOXIN |
| | Pythium | PROPAMOCARB |
| | Phytophthora | PROPAMOCARB |

DANZIGER

# HARMONY® COLORFALL™

*New Guinea Impatiens*

- The trailing line of New Guinea Impatiens
- Perfect for shade baskets, pots and combos
- Can handle more sun than most NGI
- Dependable Harmony® genetics, new plant habit
- Excellent branching with an abundance of flowers

**Semi-Trailing**

**30-36 cm 12-14 in**

**36-41 cm 14-16 in**

**15-18 cm Patio Pot**

**Hanging Basket**

**Spring / Summer Flowering**






DANZIGER

# The HARMONY® COLORFALL™ series




HARMONY® COLORFALL™
Flamingo



HARMONY® COLORFALL™
Dark Leaf Red




HARMONY® COLORFALL
Neon Red




HARMONY® COLORFALL™
Orange



HARMONY® COLORFALL
Pink



HARMONY ® COLORFALL™
Passion




HARMONY® COLORFALL
White

PROPAGATION TIPS

# HARMONY® COLORFALL™

*New Guinea Impatiens*

For additional information and availability: HARMONY® COLORFALL™

Stick on priority – Number 2 out of 4 categories

| Average Time | Temperature | Hormone | Fertilization | Fungicide |
|---|---|---|---|---|
| 5 weeks | Weeks 1 - 2<br>72°-74° F (22° - 23°C) | Optional | Weeks 1-2<br>50 ppm N | Spray fungicide to control Botrytis and bacteria day of sticking |
| | Weeks 3 - 5<br>70° - 72° (21° - 22° C) | | Weeks 3-5 80 ppm N | Apply broad spectrum Week 2 |

| Rooting | pH | EC | Temp. | Feed | Light | PGR | Fungicide | Comments |
|---|---|---|---|---|---|---|---|---|
| Week 1 | 6.0 / 6.5 | 0.50 | 72° / 74° F (22° / 23° C) | | Not required | | Day of sticking | |
| Week 2 | 6.0 / 6.5 | .80 to .90 | 72° / 74° F (22° / 23° C) | 50 ppm N in mist | Not required | | Second fungicide app | |
| Week 3 | 6.0 / 6.5 | .80 to .90 | 72° / 74° F (22° / 23° C) | 80 ppm N in mist | Not required | | | |
| Week 4 | 6.0 / 6.5 | .80 to .90 | 70° / 72° F (21° / 22° C) | 80 ppm N in mist | Not required | | | |
| Week 5 | 6.0 / 6.5 | .80 to .90 | 70° / 72° F (21° / 22° C) | 80 ppm N in mist | Not required | | | Pinch is not recommended |

- Spray adjuvant at sticking

- Spray Ethephon at 300 ppm the day after stick. This will reset flowering response. An hour of Ethephon on the leaves will be sufficient time while mist is off.
- Maintain warm temperatures allowing plants to develop and flower
- Average daily temperature of 70° F / 21° C
- FAST FLOWERING cuttings: Flowering can be delayed by high temperatures and excessive nitrogen. Our trials used a low-nitrogen fertilizer (80ppm N). If this is not possible, alternate three clear-water irrigations with one fertilizer application throughout the crop.

DANZIGER

# HARMONY® COLORFALL™

For additional information and availability: HARMONY® COLORFALL™

## *New Guinea Impatiens*

- Maintain a low EC level for proper growth and sizing of plant
- Transplant liners when plants are rooted and actively growing
- The best key for good production is the temperatures during cultivation

| Average Time (from liners) | Temperature | Pinch/ Daylength Modification | Fertilization | Plant Growth Regulator |
|---|---|---|---|---|
| 7 to 8 wks | Average Day | Pinch – No<br><br>Daylength Neutral | 100 - 150 ppm N | See below |
| (12 cm) 5" pot 1 ppp | 68° - 70° (20° - 21° C) | | | |
| 8 to 9 wks | 1 plant per pot | | Soil EC 1.0 - 1.2<br>pH 5.8 to 6.2 | |
| (15 cm) 6 ½" 1 ppp | | | | |
| 8 to 10 wks | | | | |
| (24 cm) 11"3 ppp | | | | |

| Finishing | pH | EC | Temp. | Feed | Light | PGR | Fungicide | Comments |
|---|---|---|---|---|---|---|---|---|
| **Transplant to Week 6** | 5.8 to 6.2 | 1.0 to 1.2 | 65° to 68° F (18° to 20° C) | Feed 100 to 150 ppm | | See below | Drench fungicide at transplant | |
| **Week 6 to 13** | 5.8 to 6.2 | 1.0 to 1.2 | 65° to 68° F (18° to 20° C) | Feed 100 to 150 ppm | | | | |

| | | |
|---|---|---|
| **Pests** | Aphids | ACETAMIPRID, FLONICAMID, IMIDACLOPRID,DICHLORVOS |
| | Thrip | METHIOCARB, ACRINATHRIN, ABAMECTIN, DICHLORVOS, SPINOSAD |
| **Diseases** | Botrytis | CYPRODINIL+FLUDIOXONIL, IPRODIONE, POLYOXIN |
| | Pythium | PROPAMOCARB |
| | Phytophthora | PROPAMOCARB |

- PGR - If needed at finishing, they will respond well to Paclobutrazol Sprench (a very light drench that reaches the media) of 0.1 ppm
- Spray broad spectrum fungicide after transplant
- Scout for Thrips and Mites on a regular basis
- FAST FLOWERING cuttings: Flowering can be delayed by high temperatures and excessive nitrogen. Our trials used a low-nitrogen fertilizer (80ppm N). If this is not possible, alternate three clear-water irrigations with one fertilizer application throughout the crop.
- PGR applications are based on the label instructions of the commercial product used
- EC guidelines are based on the 2:1 water extraction method

FINISHING TIPS

DANZIGER

# BEST MATE™ Violet

*Osteospermum*

- **Stand-alone variety with a strong, vigorous habit**
- Highly branched for a full, well-balanced plant
- Very early flowering with an abundance of blooms
- Good heat tolerance and reliable garden performance

**Upright/ Semi trailing**

**Hanging Basket**

**12-15 Qt, Gal, Patio Pot**

**Landscape**

**15-25 cm 8-10 in**

**30-40 cm 12-16 in**

**Early Spring / Summer Flowering**



**BEST MATE™ Violet**

OS-23-7043







DANZIGER

PROPAGATION TIPS

# BEST MATE™ Violet

*Osteospermum*

Stick on priority – Number 3 out of 4 categories

| Average Time | Temperature | Hormone | Fertilization | Fungicide |
|---|---|---|---|---|
| 5 weeks | Weeks 1 - 2<br>72°-74° F (22° - 23°C) | Recommended | Weeks 1-2<br>50 ppm N | Spray fungicide to control Botrytis and bacteria day of sticking |
| | Weeks 3 - 5<br>65° - 68° (18° - 20° C) | | Weeks 3-5<br>100-150 ppm | Spray fungicide to control Botrytis and bacteria Week 2 |

- **Irrigation specification –** Spray adjuvant after sticking.

- Application of IBA can hasten rooting
- Daminozide at 3,750 – 5,000 ppm day of sticking.
  Cycocel (chlormequat) can be mixed with B9 at 1,500 ppm
- Supplemental lighting in propagation will hasten growth
- Pinch is not recommended only if you need to control the liner

| Rooting | pH | EC | Temp. | Feed | Light | PGR | Fungicide | Comments |
|---|---|---|---|---|---|---|---|---|
| Week 1 | 5.8 to 6.2 | 0.80 | 72°-74° F (22° - 23°C) | 50 ppm N in mist | | Daminozide day after sticking | Day of sticking | Feeding through Mist |
| Week 2 | 5.8 to 6.2 | .80 to .90 | 72°-74° F (22° - 23°C) | 50 ppm N in mist | | | Second fungicide app | |
| Week 3 | 5.8 to 6.2 | .90 to 1.0 | Cool to 68°F (20°C) | Feed 100 ppm to 150 ppm | | | | |
| Week 4 | 5.8 to 6.2 | 1.0 to 1.2 | 65° to 68°F (18° to 20°C) | Feed 100 ppm to 150 ppm | | Daminozide as needed + Cycocel | | |
| Week 5 | 5.8 to 6.2 | 1.0 to 1.2 | 65° to 68°F (18° to 20°C) | Feed 100 ppm to 150 ppm | | Daminozide as needed + Cycocel | | |

DANZIGER

# BEST MATE™ Violet

## *Osteospermum*

FINISHING TIPS

- Pinch is optional in warm countries above 5-6 pair of leaves.
- Cool temperature finishing for best quality

| Average Time (from liners) | Temperature | Pinch/ Daylength Modification | Fertilization | Plant Growth Regulator |
|---|---|---|---|---|
| 7 to 8 wks | Average Day | Pinch not recommended when the plants are well compact and in low radiation countries<br><br>No lighting necessary | 100 - 150 ppm N | In liner and finish stages |
| (12 cm) 5” pot | 65° to 68° F (18° to 20° C) | | | |
| 8 to 9 wks | 60° to 68° F (15° to 20° C) | | Soil EC 1.0 - 1.2 pH 5.8 to 6.2 | |
| (15 cm) 6 ½” | 1 plant per pot | | | |
| 8 to 9 wks | | | | |
| (20 cm) 8” | 3 plants per container | | | |
| 8 to 9 wks | | | | |
| (25 cm) 10” | 3 plants per container | | | |

| Finishing | pH | EC | Temp | Feed | Light | PGR | Fungicide | Comments |
|---|---|---|---|---|---|---|---|---|
| **Transplant to Week 6** | 5.8 to 6.2 | 1.0 to 1.2 | 65° to 68° F (18° to 20° C) | Feed 100 to 150 ppm | | Daminozide as needed | Spray fungicide after transplant | |
| **Week 6 to 12** | 5.8 to 6.2 | 1.2 to 1.5 | 60° to 68° F (15° to 20° C) | Feed 100 to 150 ppm | Not Required | Paclobutrazol Drench at 1 to 2 ppm | | Paclobutrazol 1 to 2 ppm drench when plants reach 85% of desired size |

| | | |
|---|---|---|
| **Pests** | Aphids | ACETAMIPRID, FLONICAMID, IMIDACLOPRID,DICHLORVOS |
| | Thrip | METHIOCARB, ACRINATHRIN, ABAMECTIN, DICHLORVOS, SPINOSAD |
| **Diseases** | Botrytis | CYPRODINIL+FLUDIOXONIL, IPRODIONE, POLYOXIN |
| | Pythium | PROPAMOCARB |
| | Phytophthora | PROPAMOCARB |

- Consistent soil moisture levels are best – allow soil to dry slightly between irrigations
- Maintain dry foliage when entering night temperatures
- When pinch is needed – above 5-7 pair of leaves and at transplant
- PGR applications are based on the label instructions of the commercial product used
- EC guidelines are based on the 2:1 water extraction method

DANZIGER

#Besties
Where friendship grows

*Osteospermum ecklonis*

- Well-branched varieties and an abundance of flowers
- Can be grown in a warm greenhouse
- Good rooting
- Extended flowering period
- Available as callused cutting
- Consistent flowering 7-10 days
  (based on results from multiple locations)

#Besties
Where friendship grows

Brand Kit >>

| Mounded | Hanging Basket | 12-15, Qt, Gal Patio Pot | Landscape |
|---|---|---|---|
| 25-30 cm<br>10-12 in | 20-25 cm<br>8-10 in | Early Spring / Summer Flowering | |



BESTIES™ Dynamic Bicolor

DANZIGER

# The #Besties series




**BESTIES™**
**Iconic Ivory**
OS-23-2321




**BESTIES™**
**Lively Ombre**
OST-23-4257




**BESTIES™**
**Brilliant Bronze**




**BESTIES™**
**Playful Bicolor Purple**




**BESTIES™**
**Vivid Violet**



**BESTIES™**
**Cheerful Gold**



**BESTIES™**
**Devoted Purple**



**BESTIES™**
**Dynamic Bicolor**



**BESTIES™**
**Inspiring Orange**



**BESTIES™**
**Optimistic Pink**



**BESTIES™**
**Positive Yellow**



**BESTIES™**
**Trusty Amethyst**

DANZIGER

PROPAGATION TIPS

# BESTIES™

*Osteospermum ecklonis*

For additional information and availability: BESTIES™

Stick on priority – Number 3 out of 4 categories

| Average Time | Temperature | Hormone | Fertilization | Fungicide |
|---|---|---|---|---|
| 5 weeks | Weeks 1 - 2 70°-72° F (21° - 22°C) | Recommended | Weeks 1-2 50 ppm N | Spray fungicide to control Botrytis and bacteria day of sticking |
| | Weeks 3 - 5 65° - 68° (18° - 20° C) | | Weeks 3-5 100 to 150 ppm N | Spray fungicide to control Botrytis and bacteria Week 2 |

- **Irrigation specification –** Spray adjuvant after sticking.

- Application of IBA can hasten rooting
- Daminozide at 3,750 – 5,000 ppm day of sticking.
  Cycocel (chlormequat) can be mixed with B9 at 1,500 ppm
- Supplemental lighting in propagation will hasten growth
- Pinch is not recommended only if you need to control the liner.

| Rooting | pH | EC | Temp. | Feed | Light | PGR | Fungicide | Comments |
|---|---|---|---|---|---|---|---|---|
| Week 1 | 5.6 / 6.2 | 0.80 | 70°-72° F (21° - 22°C) | 50 ppm N in mist | | | Day of sticking | Feeding through Mist |
| Week 2 | 5.8 to 6.2 | .80 to .90 | 70°-72° F (21° - 22°C) | 50 ppm N in mist | | | Second fungicide app | |
| Week 3 | 5.8 to 6.2 | .90 to 1.0 | Cool to 65° - 68° (18° - 20° C) | Feed 100 ppm to 150 ppm | | | | |
| Week 4 | 5.8 to 6.2 | 1.0 to 1.2 | 65° - 68° (18° - 20° C) | Feed 100 ppm to 150 ppm | | Daminozide as needed + Cycocel | | |
| Week 5 | 5.8 to 6.2 | 1.0 to 1.2 | 65° - 68° (18° - 20° C) | Feed 100 ppm to 150 ppm | | Daminozide as needed + Cycocel | | |

DANZIGER

# BESTIES™

*Osteospermum ecklonis*

For additional information and availability: BESTIES™

FINISHING TIPS

- Cool temperature finishing will create the best quality.
- Pinch is optional in warm countries above 5-6 pair of leaves.

| Average Time (from liners) | Temperature | Pinch/ Daylength Modification | Fertilization | Plant Growth Regulator |
|---|---|---|---|---|
| 7 to 8 wks | Average Day | Pinch not recommended when the plants are well compact and in low radiation countries | 100 - 150 ppm N | In liner and finish stages |
| (12 cm) 5” pot | 65° - 68° (18° - 20° C) | | | |
| 8 to 9 wks | 1 plant per pot | | Soil EC 1.0 - 1.2 pH 5.8 to 6.2 | |
| (15 cm) 6 ½” | | | | |
| 8 to 9 wks | | No lighting necessary | | |
| (20 cm) 8” | 3 plants per container | | | |
| 8 to 9 wks | | | | |
| (25 cm) 10” | 3 plants per container | | | |

| Finishing | pH | EC | Temp. | Feed | Light | PGR | Fungicide | Comments |
|---|---|---|---|---|---|---|---|---|
| **Transplant to Week 6** | 5.8 to 6.2 | 1.0 to 1.2 | 65° - 68° (18° - 20° C) | Feed 100 to 150 ppm | | Daminozide as needed | Spray fungicide after transplant | |
| **Week 6 to 12** | 5.8 to 6.2 | 1.0 to 1.2 | 65° - 68° (18° - 20° C) | 65° - 68° (18° - 20° C) | | Paclobutrazol Drench at 1 to 2 ppm | | Paclobutrazol 1 to 2 ppm drench when plants reach 85% of desired size |

| | | |
|---|---|---|
| **Pests** | Aphids | ACETAMIPRID, FLONICAMID, IMIDACLOPRID,DICHLORVOS |
| | Thrips | METHIOCARB,ACRINATHRIN, ABAMECTIN, DICHLORVOS, SPINOSAD |
| **Diseases** | Botrytis | CYPRODINIL+FLUDIOXONIL, IPRODIONE, POLYOXIN |
| | Pythium Phytophthora | PROPAMOCARB / MEFENOXAM |
| | Rhizoctonia | AZOXYSTRONBIN / ETRIDIAZOLE / FLUDIOXONIL / PCNB |

- Consistent soil moisture levels are best – allow soil to dry slightly between irrigations
- Maintain dry foliage when entering night temperatures
- When pinch is needed – above 5-7 pair of leaves and at transplant
- PGR applications are based on the label instructions of the commercial product used
- EC guidelines are based on the 2:1 water extraction method

DANZIGER

# OSTICA™

## Osteospermum ecklonis

- Early flowering time
- Controlled habit
- Can be grown in warm greenhouse with no cooling
- Available as Callused Cutting

**Mounded**

**Early**

**Hanging Basket**

**20-25 cm**
**8-10 in**

**30-36 cm**
**12-14 in**




DANZIGER

# The **OSTICA™** Collection



**Ostica™ Midnight**



**Ostica™ Burgundy**



**Ostica™ Mega Pink**

Best Seller



**Ostica™ Glamour**



**Ostica™ Bronze**

DANZIGER

PROPAGATION TIPS

# OSTICA™

*Osteospermum ecklonis*

For additional information and availability: OSTICA™

Stick on priority – Number 3 out of 4 categories

| Average Time | Temperature | Hormone | Fertilization | Fungicide |
|---|---|---|---|---|
| 5 weeks | Weeks 1 - 2<br>72°-74° F (22° - 23°C) | Recommended | Weeks 1-2<br>50 ppm N | Spray fungicide to control Botrytis and bacteria day of sticking |
| | Weeks 3 - 5<br>65° - 68° (18° - 20° C) | | Weeks 3-5<br>100 to 150 ppm N | Spray fungicide to control Botrytis and bacteria Week 2 |

- **Irrigation specification –** Spray adjuvant after sticking.

- Application of IBA can hasten rooting.
- Daminozide at 3,750 – 5,000 ppm day of sticking.
  Cycocel (chlormequat) can be mixed with B9 at 1,500 ppm
- Supplemental lighting in propagation will hasten growth
- Pinch is not recommended only if you need to control the liner.

| Rooting | pH | EC | Temp. | Feed | Light | PGR | Fungicide | Comments |
|---|---|---|---|---|---|---|---|---|
| Week 1 | 5.8 to 6.2 | 0.80 | 72°-74° F (22° - 23°C) | 50 ppm N in mist | | Daminozide day after sticking | Day of sticking | Feeding through Mist |
| Week 2 | 5.8 to 6.2 | .80 to .90 | 72°-74° F (22° - 23°C) | 50 ppm N in mist | | | Second fungicide app | |
| Week 3 | 5.8 to 6.2 | .90 to 1.0 | Cool to 68°F (20°C) | Feed 100 ppm to 150 ppm | | | | |
| Week 4 | 5.8 to 6.2 | 1.0 to 1.2 | 65° to 68°F (18° to 20°C) | Feed 100 ppm to 150 ppm | | Daminozide as needed + Cycocel | | |
| Week 5 | 5.8 to 6.2 | 1.0 to 1.2 | 65° to 68°F (18° to 20°C) | Feed 100 ppm to 150 ppm | | Daminozide as needed + Cycocel | | |

DANZIGER

# OSTICA™

For additional information and availability: OSTICA™

## *Osteospermum ecklonis*

- Pinch is optional in warm countries above 5-6 pair of leaves.
- Cool temperature finishing for best quality

| Average Time (from liners) | Temperature | Pinch/ Daylength Modification | Fertilization | Plant Growth Regulator |
|---|---|---|---|---|
| 7 to 8 wks | Average Day | Pinch not recommended when the plants are well compact and in low radiation countries<br><br>No lighting necessary | 100 - 150 ppm N | In liner and finish stages |
| (12 cm) 5” pot | 65° to 68° F (18° to 20° C) | | | |
| 8 to 9 wks | 60° to 68° F (15° to 20° C) | | Soil EC 1.0 - 1.2 pH 5.8 to 6.2 | |
| (15 cm) 6 ½” | | | | |
| 8 to 9 wks | 1 plant per pot | | | |
| (20 cm) 8” | 3 plants per container | | | |
| 8 to 9 wks | | | | |
| (25 cm) 10” | 3 plants per container | | | |

| Finishing | pH | EC | Temp. | Feed | Light | PGR | Fungicide | Comments |
|---|---|---|---|---|---|---|---|---|
| **Transplant to Week 6** | 5.8 to 6.2 | 1.0 to 1.2 | 65° to 68° F (18° to 20° C) | Feed 100 to 150 ppm | | Daminozide as needed | Spray fungicide after transplant | |
| **Week 6 to 12** | 5.8 to 6.2 | 1.2 to 1.5 | 60° to 68° F (15° to 20° C) | Feed 100 to 150 ppm | Not Required | Paclobutrazol Drench at 1 to 2 ppm | | Paclobutrazol 1 to 2 ppm drench when plants reach 85% of desired size |

| | | |
|---|---|---|
| **Pests** | Aphids | ACETAMIPRID, FLONICAMID, IMIDACLOPRID,DICHLORVOS |
| | Thrip | METHIOCARB, ACRINATHRIN, ABAMECTIN, DICHLORVOS, SPINOSAD |
| **Diseases** | Botrytis | CYPRODINIL+FLUDIOXONIL, IPRODIONE, POLYOXIN |
| | Pythium | PROPAMOCARB |
| | Phytophthora | PROPAMOCARB |

- Consistent soil moisture levels are best – allow soil to dry slightly between irrigations
- Maintain dry foliage when entering night temperatures
- When pinch is needed – above 5-7 pair of leaves and at transplant
- PGR applications are based on the label instructions of the commercial product used
- EC guidelines are based on the 2:1 water extraction method



DANZIGER

# OSTICADE™

## Osteospermum ecklonis

- Controlled semi-trailing habit is perfect for baskets
- No need for cold treatment, can be grown in a warm greenhouse along with other annuals
- Available as Callused Cutting

**Mounded**

**Early**

**Hanging Basket**

**20-25 cm**
**8-10 in**

**30-36 cm**
**12-14 in**




DANZIGER

# The **OSTICADE™** Collection



Osticade™ Pure White



Osticade™ Daybreak



Osticade™ Twilight Moon




Osticade™ Purple



Osticade™ Aurora



Osticade™ Magenta



Osticade™ Pink




Osticade™ Yellow

DANZIGER

PROPAGATION TIPS

# OSTICADE™

*Osteospermum ecklonis*

For additional information and availability: OSTICADE™

Stick on priority – Number 3 out of 4 categories

| Average Time | Temperature | Hormone | Fertilization | Fungicide |
|---|---|---|---|---|
| 5 weeks | Weeks 1 - 2<br>72°-74° F (22° - 23°C) | Recommended | Weeks 1-2<br>50 ppm N | Spray fungicide to control Botrytis and bacteria day of sticking |
| | Weeks 3 - 5<br>65° - 68° (18° - 20° C) | | Weeks 3-5<br>100-150 ppm | Spray fungicide to control Botrytis and bacteria Week 2 |

- **Irrigation specification –** Spray adjuvant after sticking.

- Application of IBA can hasten rooting
- Daminozide at 3,750 – 5,000 ppm day of sticking.
  Cycocel (chlormequat) can be mixed with B9 at 1,500 ppm
- Supplemental lighting in propagation will hasten growth
- Pinch is not recommended only if you need to control the liner

| Rooting | pH | EC | Temp. | Feed | Light | PGR | Fungicide | Comments |
|---|---|---|---|---|---|---|---|---|
| Week 1 | 5.8 to 6.2 | 0.80 | 72°-74° F (22° - 23°C) | 50 ppm N in mist | | Daminozide day after sticking | Day of sticking | Feeding through Mist |
| Week 2 | 5.8 to 6.2 | .80 to .90 | 72°-74° F (22° - 23°C) | 50 ppm N in mist | | | Second fungicide app | |
| Week 3 | 5.8 to 6.2 | .90 to 1.0 | Cool to 68°F (20°C) | Feed 100 ppm to 150 ppm | | | | |
| Week 4 | 5.8 to 6.2 | 1.0 to 1.2 | 65° to 68°F (18° to 20°C) | Feed 100 ppm to 150 ppm | | Daminozide as needed + Cycocel | | |
| Week 5 | 5.8 to 6.2 | 1.0 to 1.2 | 65° to 68°F (18° to 20°C) | Feed 100 ppm to 150 ppm | | Daminozide as needed + Cycocel | | |

DANZIGER

# OSTICADE™

For additional information and availability: OSTICADE™

## *Osteospermum ecklonis*

FINISHING TIPS

- Pinch is optional in warm countries above 5-6 pair of leaves.
- Cool temperature finishing for best quality

| Average Time (from liners) | Temperature | Pinch/ Daylength Modification | Fertilization | Plant Growth Regulator |
|---|---|---|---|---|
| 7 to 8 wks | Average Day | Pinch not recommended when the plants are well compact and in low radiation countries<br><br>No lighting necessary | 100 - 150 ppm N | In liner and finish stages |
| (12 cm) 5” pot | 65° to 68° F (18° to 20° C) | | | |
| 8 to 9 wks | 60° to 68° F (15° to 20° C) | | Soil EC 1.0 - 1.2 pH 5.8 to 6.2 | |
| (15 cm) 6 ½” | 1 plant per pot | | | |
| 8 to 9 wks | | | | |
| (20 cm) 8” | 3 plants per container | | | |
| 8 to 9 wks | | | | |
| (25 cm) 10” | 3 plants per container | | | |

| Finishing | pH | EC | Temp. | Feed | Light | PGR | Fungicide | Comments |
|---|---|---|---|---|---|---|---|---|
| **Transplant to Week 6** | 5.8 to 6.2 | 1.0 to 1.2 | 65° to 68° F (18° to 20° C) | Feed 100 to 150 ppm | | Daminozide as needed | Spray fungicide after transplant | |
| **Week 6 to 12** | 5.8 to 6.2 | 1.2 to 1.5 | 60° to 68° F (15° to 20° C) | Feed 100 to 150 ppm | Not Required | Paclobutrazol Drench at 1 to 2 ppm | | Paclobutrazol 1 to 2 ppm drench when plants reach 85% of desired size |

| | | |
|---|---|---|
| **Pests** | Aphids | ACETAMIPRID, FLONICAMID, IMIDACLOPRID,DICHLORVOS |
| | Thrip | METHIOCARB, ACRINATHRIN, ABAMECTIN, DICHLORVOS, SPINOSAD |
| **Diseases** | Botrytis | CYPRODINIL+FLUDIOXONIL, IPRODIONE, POLYOXIN |
| | Pythium | PROPAMOCARB |
| | Phytophthora | PROPAMOCARB |

- Consistent soil moisture levels are best – allow soil to dry slightly between irrigations
- Maintain dry foliage when entering night temperatures
- When pinch is needed – above 5-7 pair of leaves and at transplant
- PGR applications are based on the label instructions of the commercial product used
- EC guidelines are based on the 2:1 water extraction method

DANZIGER

PROPAGATION TIPS

# Callus propagation

## *Osteospermum ecklonis*

| Average Time | Temperature | Hormone | Fertilization | Fungicide |
|---|---|---|---|---|
| 3 weeks | Weeks 1 70°-72° F (21° - 22°C) | Recommended | Weeks 1 50 ppm N | Spray fungicide to control Botrytis and bacteria day of sticking |
| | Weeks 2-3 65° - 68° (18° - 20° C) | | Weeks 2-3 100 to 150 ppm N | Spray fungicide to control Botrytis and bacteria Week 2 |

| Rooting | pH | EC | Temp. | Feed | Light | PGR | Fungicide | Comments |
|---|---|---|---|---|---|---|---|---|
| Week 1 | 5.6 / 6.2 | 0.80 | 70°-72° F (21° - 22°C) | 50 ppm N in mist | | | Day of sticking | Feeding through Mist |
| Week 2 | 5.8 to 6.2 | 1.0 to 1.2 | 65° - 68° (18° - 20° C) | Feed 100 ppm to 150 ppm | | Daminozide as needed + Cycocel | Second fungicide app | |
| Week 3 | 5.8 to 6.2 | 1.0 to 1.2 | 65° - 68° (18° - 20° C) | Feed 100 ppm to 150 ppm | | Daminozide as needed + Cycocel | | |
| | | | | | | | | |
| | | | | | | | | |

- **Irrigation specification –** Spray adjuvant after sticking.

- Callused cuttings require less time under mist than unrooted cuttings.
- Starting fertilization earlier for callused cuttings than for unrooted cuttings is recommended.
- Application of IBA can hasten rooting.
- Daminozide at 3,750 – 5,000 ppm day of sticking.
  Cycocel (chlormequat) can be mixed with B9 at 1,500 ppm
- Supplemental lighting in propagation will hasten growth.
- Pinch is not recommended only if you need to control the liner.

DANZIGER

# Osteospermum - Callus vs cuttings

In the farm before delivery




Callus close up



Two weeks after sticking –
Left cuttings  Right callus



Two weeks after sticking –
Left cuttings  Right callus



Two weeks after sticking –
Left cuttings  Right callus



DANZIGER

# PRIMAVERA™

## Pericallis hybrida

- Early flowering time
- Good heat tolerance in the Pericallis category
- Cold tolerance - can be grown in low temperatures
- Suitable for small pots programs

**Mounded**

**30-36 cm**
**12-14 in**

**25-30 cm**
**10-12 in**

**Qt, Gal,**
**Patio Pot**

**Pollinator**
**Friendly**



**Primavera™ Denim**

DANZIGER

# The **PRIMAVERA™** Collection



**Primavera™ Navy Blue**



**Primavera™ Denim**



**Primavera™ Blueberry**




**Primavera™ Fuchsia**

DANZIGER

# PRIMAVERA™

*Pericallis hybrida*

For additional information and availability: PRIMAVERA™

PROPAGATION TIPS

Stick on priority – Number 2 out of 4 categories

| Average Time | Temperature | Hormone | Fertilization | Fungicide |
|---|---|---|---|---|
| 5 weeks | Weeks 1 - 2<br>72°-74° F (22° - 23°C) | Recommended | Weeks 1-2<br>50 ppm N | Spray fungicide to control Botrytis and bacteria day of sticking |
| | Weeks 3 - 5<br>65° - 68° (18° - 20° C) | | Weeks 3-5<br>100 ppm N | Spray fungicide to control Botrytis and bacteria Week 2 |

- **Irrigation specification –** Spray adjuvant after sticking.
  Do not over-mist or saturate soil.

Drench plants with fungicide to protect against root and stem pathogens.
Daminozide at 2500 ppm if required week 4 / 5. Pinch the week before transplant or at transplant.
Provide adequate air-movement and allow plants to dry going into the evening.

| Rooting | pH | EC | Temp. | Feed | Light | PGR | Fungicide | Comments |
|---|---|---|---|---|---|---|---|---|
| Week 1 | 5.6/6.2 | 0.80 | 72° to 74° F (22° - 23°C) | 50 ppm N in mist | | | Day of sticking | Feeding through Mist |
| Week 2 | 5.6 to 6.2 | .80 to .90 | 72° to 74° F (22° - 23°C) | 50 ppm N in mist | | | Second fungicide app | |
| Week 3 | 5.6 to 6.2 | .90 to 1.0 | Cool to 68°F (20°C) | Feed 100 ppm | | | | |
| Week 4 | 5.6 to 6.2 | 1.0 to 1.2 | 65° to 68°F (18° to 20°C) | Feed 100 ppm | | Daminozide as needed | | |
| Week 5 | 5.6 to 6.2 | 1.0 to 1.2 | 65° to 68°F (18° to 20°C) | Feed 100 ppm | | Daminozide as needed | | |

DANZIGER

FINISHING TIPS

# PRIMAVERA™

For additional information and availability: PRIMAVERA™

## *Pericallis hybrida*

- Spray fungicide to protect against Powdery Mildew – Supply adequate airflow
- Cool temperature finishing for best quality – 55 to 60 F (13°-16° C) average daily temperature

| Average Time (from liners) | Temperature | Pinch/ Daylength Modification | Fertilization | Plant Growth Regulator |
|---|---|---|---|---|
| 7 to 8 wks | Average Day | Pinch week before transplant or at transplant - optional<br><br>Day Neutral | 100-150 ppm N | In liner and finish stages |
| (12 cm) 5” pot | 55°-60° F (13°-16° C) | | | |
| 8 to 9 wks | 1 plant per container | | Soil EC 1.2 - 1.5 pH 5.8 to 6.2 | |
| (15 cm) 6 ½” | | | | |
| 8 to 9 wks | | | | |
| (20 cm) 8” | 3 plants per container | | | |

- Allow soil to dry between irrigations / For southern regions, some shade may be necessary
- Best to feed with Nitrate forms of Nitrogen
- Daminozide at 2500 to 3750 ppm / Paclobutrazol at 1 to 2 ppm to finish crop
- Fuchsia, Navy Blue and Violet are the earliest to flower and most vigorous
- Scout for Thrips mainly and then Aphids, Mites and Whiteflies
- PGR applications are based on the label instructions of the commercial product used
- EC guidelines are based on the 2:1 water extraction method

| Finishing | pH | EC | Temp. | Feed | Light | PGR | Fungicide | Comments |
|---|---|---|---|---|---|---|---|---|
| **Week 6 Transplant** | 5.8 to 6.2 | 1.2 to 1.5 | 55° to 60° F (13° to 15° C) | Feed 100 to 200ppm | | Daminozide as needed | Drench fungicide after transplant | |
| **Week 6 to 12** | 5.8 to 6.2 | 1.2 to 1.5 | 55° to 60° F (13° to 15° C) | Feed 100 to 200 ppm | Not Required | Paclobutrazol Drench at 1 to 2 ppm | Control of water molds and Thielaviopsis | Paclobutrazol 1 to 2 ppm drench when plants reach 85% of desired size |

| | | |
|---|---|---|
| **Pests** | Aphids | ACETAMIPRID, FLONICAMID, IMIDACLOPRID,DICHLORVOS |
| | Thrips | METHIOCARB, ACRINATHRIN, ABAMECTIN, DICHLORVOS, SPINOSAD |
| **Diseases** | Botrytis | CYPRODINIL+FLUDIOXONIL, IPRODIONE, POLYOXIN |
| | Pythium Phytophthora | PROPAMOCARB / MEFENOXAM |
| | Rhizoctonia | AZOXYSTRONBIN / ETRIDIAZOLE / FLUDIOXONIL / PCNB / TRIFLUMIZOLE |

DANZIGER

# AMAZONAS

*Petunia*

- Unique bloom coloration
- Green ruffled flower edges
- Drought tolerance
- Excellent garden performance
- Adds an interesting element to combinations
- Blooms early enough for any market

| Compact | Landscape | 26-46 cm<br>14-18 in | 30-36 cm<br>12-14 in | 12-15<br>Gal, Patio Pot | Hanging<br>basket |
|---|---|---|---|---|---|



AMAZONAS™ Plum Cockatoo

DANZIGER

# The **AMAZONAS™** Collection




**AMAZONAS™ Midnight Finch**

PE-23-4599




**AMAZONAS™ Pink Macaw**

PE-23-4611




**AMAZONAS™ Violet Parakeet**

PE-23-4435



**AMAZONAS™ Plum Cockatoo**

AMAZONAS

BE EXTRAORDINARY

DANZIGER

# AMAZONAS™

*Petunia*

For additional information and availability: AMAZONAS™



Stick on priority – Number 2 out of 4 categories

PROPAGATION TIPS

| Average Time | Temperature | Hormone | Fertilization | Fungicide |
|---|---|---|---|---|
| 4 weeks | Weeks 1 - 2<br>72°-74° F (22° - 23°C) | No | Weeks 1-2<br>50 ppm N | Spray fungicide to control Botrytis and bacteria day of sticking |
| | Weeks 3 - 4<br>65° - 68° (18° - 20° C) | | Weeks 3-5<br>100 to 150 ppm | Day of sticking & Week 2 |

- **Irrigation specification –** Reduce mist as soon as possible

- The series is well branched, so pinching is not required for a quality finish.
  Week 4 – Daminozide @ 2500 ppm / Uniconazole @ 10 ppm tank mix if plants are aggressively growing.

| Rooting | pH | EC | Temp. | Feed | Light | PGR | Fungicide | Comments |
|---|---|---|---|---|---|---|---|---|
| Week 1 | 5.6 to 6.0 | 0.80 | 72°-74° F (22° - 23°C) | 50 ppm N in mist | Supplemental lighting is optional depending on region complete 10-12 h | See below | Day of sticking | |
| Week 2 | 5.6 to 6.0 | .80 to .90 | 72°-74° F (22° - 23°C) | 50 ppm N in mist | | | Second fungicide app | |
| Week 3 | 5.6 to 6.0 | .90 to 1.0 | Cool to 68°F (20°C) | Feed 100 ppm to 150 ppm | | | | |
| Week 4 | 5.6 to 6.0 | 1.0 to 1.2 | 65° to 68°F (18° to 20°C) | Feed 100 ppm to 150 ppm | | | | |

DANZIGER

# AMAZONAS™

For additional information and availability: AMAZONAS™

## *Petunia*

- Maintain lower pH levels for optimal Iron (Fe) and Manganese (Mn) availability to plants
- Cool temperature is best for high quality finishing
- Violet Parakeet has a more compact growth habit than Pink Macaw. Adjust PGR application rates accordingly

| Average Time (from liners) | Temperature | Pinch/ Daylength Modification | Fertilization | Plant Growth Regulator |
|---|---|---|---|---|
| 6 to 7 wks | Average Day | No pinch necessary<br><br>Additional lighting is optional depending on region (complete 12 - 14 h daylength) | 150 - 200 ppm N | Daminozide @ 2000 to 2500 ppm / |
| (12 cm) 5” pot | 65° to 68° F (18° to 20° C) | | | |
| 8 to 9 wks | 1 plant per pot | | Soil EC 1.2 - 1.5 pH 5.6 to 6.0 | |
| (15 cm) 6 ½” | | | | |
| 8 to 10 wks | | | | |
| (20 cm) 8” | 3 plants per container | | | |
| 8 to 10 wks | | | | |
| (25 cm) 10” | 3 plants per container | | | |

| Finishing | pH | EC | Temp. | Feed | Light | PGR | Fungicide | Comments |
|---|---|---|---|---|---|---|---|---|
| **Transplant to Week 4** | 5.6 to 6.0 | 1.2 to 1.5 | 65° to 68° F (18° to 20° C) | feed 150 to 200 ppm | N/A | Daminozide spray applications | Spray fungicide after transplant | |
| **Week 5 to 10** | 5.6 to 6.0 | 1.2 to 1.5 | 65° to 68° F (18° to 20° C) | feed 150 to 200 ppm | N/A | Paclobutrazol Drench at 1-2 ppm if needed | | When finish to keep the desired size |

| | | |
|---|---|---|
| **Pests** | Aphids | ACETAMIPRID, FLONICAMID, IMIDACLOPRID,DICHLORVOS |
| | Thrip | METHIOCARB, ACRINATHRIN, ABAMECTIN, DICHLORVOS, SPINOSAD |
| **Diseases** | Botrytis | CYPRODINIL+FLUDIOXONIL, IPRODIONE, POLYOXIN |
| | Pythium | PROPAMOCARB |
| | Phytophthora | PROPAMOCARB |

- PGR - Spray Daminozide 2,000 to 2,500 ppm and / or Paclobutrazol drench application at 1 to 2 ppm for finishing if required
- PGR applications are based on the label instructions of the commercial product used
- EC guidelines are based on the 2:1 water extraction method

FINISHING TIPS

DANZIGER

AMORE®

Share your love

## Petunia hybrida

- Unique heart-shaped pattern on every bloom
- Great in pots, baskets and combinations
- A unique product with retail and end-consumer appeal
- Blooms early enough for any market

| Mounded-<br>Semi trailing | 30-36 cm<br>12-14 in | 36-46 cm<br>14-18 in |
|---|---|---|
| 12-15<br>Qt, Gal,<br>Patio Pot | Landscape | Hanging<br>Basket |



AMORE® King of Hearts

DANZIGER

# The **AMORE®** series

**Grower**
- Early flowering
- Uniform
- Stable bloom pattern

**Retailer**
- High impulse
- Good shelf life
- Attractive POS materials




**Amore® Fiesta**




**Amore® Fluttering Heart**




**Amore® Heart & Soul**

Best Seller




**Amore® King of Hearts Imp.**




**Amore® Pink Hearts**




**Amore® Princess Pink**




**Amore® Purple**

Best Seller




**Amore® Queen Of Hearts**

DANZIGER

PROPAGATION TIPS

# AMORE®

*Petunia hybrida*

For additional information and availability: AMORE®

Stick on priority – Number 2 out of 4 categories

| Average Time | Temperature | Hormone | Fertilization | Fungicide |
|---|---|---|---|---|
| 4 weeks | Weeks 1 - 2<br>72°-74° F (22° - 23°C) | No | Weeks 1-2<br>50 ppm N | Spray fungicide to control Botrytis and bacteria day of sticking |
| | Weeks 3 - 4<br>65° - 68° (18° - 20° C) | | Weeks 3-4<br>100 to 150 ppm | Day of sticking & Week 2 |

- **Irrigation specification –** Reduce mist as soon as possible

- The series is well branched, so pinching is not required for a quality finish.
  Week 4 – Daminozide @ 2500 ppm / Uniconazole @ 10 ppm tank mix if plants are aggressively growing.
  Amore® Fiesta, Heart & Soul and Queen of Hearts are the most vigorous varieties within the series.

| Rooting | pH | EC | Temp. | Feed | Light | PGR | Fungicide | Comments |
|---|---|---|---|---|---|---|---|---|
| Week 1 | 5.6 to 6.0 | 0.80 | 72°-74° F (22° - 23°C) | 50 ppm N in mist | Supplemental lighting is optional depending on region complete 10-12 h | See below | Day of sticking | |
| Week 2 | 5.6 to 6.0 | .80 to .90 | 72°-74° F (22° - 23°C) | 50 ppm N in mist | | | Second fungicide app | |
| Week 3 | 5.6 to 6.0 | .90 to 1.0 | Cool to 68°F (20°C) | Feed 100 ppm to 150 ppm | | | | |
| Week 4 | 5.6 to 6.0 | 1.0 to 1.2 | 65° to 68°F (18° to 20°C) | Feed 100 ppm to 150 ppm | | | | |

DANZIGER

# AMORE®

For additional information and availability: AMORE®

## *Petunia hybrida*

- Maintain lower pH levels for optimal Iron (Fe) and Manganese (Mn) availability to plants
- Cool temperature is best for high quality finishing

| Average Time (from liners) | Temperature | Pinch/ Daylength Modification | Fertilization | Plant Growth Regulator |
|---|---|---|---|---|
| 6 to 7 wks | Average Day | No pinch necessary<br><br>Additional lighting is optional depending on region (complete 12 -14 h daylength) | 150-200 ppm N | Finish stages Daminozide @ 2500 to 3750 ppm |
| (12 cm) 5” pot | 65° to 68° F (18° to 20° C) | | | |
| 8 to 9 wks | 1 plant per pot | | Soil EC 1.2 - 1.5 pH 5.6 to 6.0 | |
| (15 cm) 6 ½” | | | | |
| 8 to 10 wks | | | | |
| (20 cm) 8” | 3 plants per container | | | |
| 8 to 10 wks | | | | |
| (25 cm) 10” | 3 plants per container | | | |

| Finishing | pH | EC | Temp. | Feed | Light | PGR | Fungicide | Comments |
|---|---|---|---|---|---|---|---|---|
| **Transplant to Week 4** | 5.6 to 6.0 | 1.2 to 1.5 | 65° to 68° F (18° to 20° C) | Feed 150 to 200 ppm | N/A | Daminozide spray | Spray fungicide after transplant | |
| **Week 5 to 10** | 5.6 to 6.0 | 1.2 to 1.5 | 65° to 68° F (18° to 20° C) | Feed 150 to 200 ppm | N/A | Paclobutrazol Drench at 1 to 2 ppm | | Paclobutrazol 1 to 2 ppm drench when plants reach 85% of desired size |

| | | |
|---|---|---|
| **Pests** | Aphids | ACETAMIPRID, FLONICAMID, IMIDACLOPRID,DICHLORVOS |
| | Thrip | METHIOCARB, ACRINATHRIN, ABAMECTIN, DICHLORVOS, SPINOSAD |
| **Diseases** | Botrytis | CYPRODINIL+FLUDIOXONIL, IPRODIONE, POLYOXIN |
| | Pythium | PROPAMOCARB |
| | Phytophthora | PROPAMOCARB |

- PGR - Spray Daminozide at 2,500 to 3,750 ppm and / or Paclobutrazol drench application at 1 to 2 ppm for finishing if required
- PGR applications are based on the label instructions of the commercial product used
- EC guidelines are based on the 2:1 water extraction method

FINISHING TIPS

DANZIGER

# BLUE DIAMOND™

Petunia hybrida

- Part of the Red Carpet category, featuring distinctive flower patterns and plant habits.
- Blooms early enough for any market
- Compact controlled habit, perfect for small pots with excellent garden performance



Compact



Hanging Basket



Landscape



Ground cover



25-36 cm
10-14 in



15-25 cm
6- 10 in



12-15
Qt, Patio Pot



Blue Diamond™

DANZIGER

# BLUE DIAMOND™

*Petunia hybrida*

For additional information and availability: BLUE DIAMOND™



Stick on priority – Number 2 out of 4 categories

PROPAGATION TIPS

| Average Time | Temperature | Hormone | Fertilization | Fungicide |
|---|---|---|---|---|
| 4 weeks | Weeks 1 - 2<br>72°-74° F (22° - 23°C) | No | Weeks 1-2<br>50 ppm N | Spray fungicide to control Botrytis and bacteria day of sticking |
| | Weeks 3 - 4<br>65° - 68° (18° - 20° C) | | Weeks 3-4<br>100 to 150 ppm | Day of sticking & Week 2 |

- **Irrigation specification –** Reduce mist as soon as possible

Daminozide spray application at 1500 ppm week 3 or 4 if required only if the plants are too mature/elongated. Blue Diamond™ is a standalone variety since it's slightly more compact than the Danziger Capella™ series.

| Rooting | pH | EC | Temp. | Feed | Light | PGR | Fungicide | Comments |
|---|---|---|---|---|---|---|---|---|
| Week 1 | 5.6 to 6.0 | 0.80 | 72°-74° F (22° - 23°C) | 50 ppm N in mist | Supplemental lighting is optional depending on region (complete 10 -12 h daylength) | | Day of sticking | |
| Week 2 | 5.6 to 6.0 | .80 to .90 | 72°-74° F (22° - 23°C) | 50 ppm N in mist | | | Second fungicide app | |
| Week 3 | 5.6 to 6.0 | .90 to 1.0 | Cool to 68°F (20°C) | Feed 100 ppm to 150 ppm | | | | |
| Week 4 | 5.6 to 6.0 | 1.0 to 1.2 | 65° to 68°F (18° to 20°C) | Feed 100 ppm to 150 ppm | | | | |

DANZIGER

# BLUE DIAMOND™

*Petunia hybrida*

For additional information and availability: BLUE DIAMOND™

FINISHING TIPS

- Maintain lower pH levels for optimal Iron (Fe) and Manganese (Mn) availability to plants
- Cool temperature is best for high-quality finishing
- Slightly less vigorous than Capella petunias

| Average Time (from liners) | Temperature | Pinch/ Daylength Modification | Fertilization | Plant Growth Regulator |
|---|---|---|---|---|
| 6 to 7 wks | Average Day | No pinch necessary<br><br>Additional lighting is optional depending on region (complete 12 - 14 h daylength) | 150 - 200 ppm N | Finish stages Daminozide @ 2000 to 2500 ppm if required |
| (10 cm) 5” pot | 65° to 68° F (18° to 20° C) | | | |
| 8 to 9 wks | 1 plants per container | | Soil EC 1.2 - 1.5 pH 5.6 to 6.0 | |
| (15 cm) 6” | | | | |
| 8 to 9 wks | | | | |
| (20 cm) 8” | 3 plants per container | | | |

| Finishing | pH | EC | Temp. | Feed | Light | PGR | Fungicide | Comments |
|---|---|---|---|---|---|---|---|---|
| **Transplant to Week 4** | 5.6 to 6.0 | 1.2 to 1.5 | 65° to 68° F (18° to 20° C) | Feed 150 to 200 ppm | N/A | Daminozide | Spray fungicide after transplant | |
| **Week 5 to 10** | 5.6 to 6.0 | 1.2 to 1.5 | 65° to 68° F (18° to 20° C) | Feed 150 to 200 ppm | N/A | Paclobutrazol Drench at 1 ppm – only if needed | | Paclobutrazol 1 ppm drench when plants reach 85% of desired size |

| | | |
|---|---|---|
| **Pests** | Aphids | ACETAMIPRID, FLONICAMID, IMIDACLOPRID,DICHLORVOS |
| | Thrip | METHIOCARB, ACRINATHRIN, ABAMECTIN, DICHLORVOS, SPINOSAD |
| **Diseases** | Botrytis | CYPRODINIL+FLUDIOXONIL, IPRODIONE, POLYOXIN |
| | Pythium | PROPAMOCARB |
| | Phytophthora | PROPAMOCARB |

- PGR - Spray Daminozide 2,000 to 2,500 ppm and/or Paclobutrazol drench application at 1 ppm for finishing if needed
- PGR applications are based on the label instructions of the commercial product used
- EC guidelines are based on the 2:1 water extraction method

DANZIGER

# CAPELLA™

## Petunia hybrida

- Naturally, controlled habit was selected for quarts /12 cm. production,  will continue to gain size to fill a larger container or garden bed
- Performs well in propagation
- Excellent branching creates a tidy small pot with minimal PGR
- Blooms early enough for any market

CAPELLA™
The Perfect Petunia

Brand Kit >>

**Mounded**

**20-25 cm**
**8-10 in**

**25-36 cm**
**10-14 in**

**Hanging Basket**

**12-15 Qt, Patio Pot**

**Landscape**

**Ground Cover**

**Spring / Summer Flowering**



Capella™ Hello Yellow

DANZIGER

# The **CAPELLA™** series




**CAPELLA™ Neon Pink Imp.**
PE-24-5397




**CAPELLA™ Inked**




**CAPELLA™ Rose Ink**



**CAPELLA™ Berry Lace**




**CAPELLA™ Burgundy**



**CAPELLA™ Cherry Vanilla**



**CAPELLA™ Coral**



**CAPELLA™ Fuchsia Lace**



**CAPELLA™ Hello Sunshine**




**CAPELLA™ Hello Yellow**




**CAPELLA™ Indigo Imp.**



**CAPELLA™ Magenta Diamond**

DANZIGER

# The **CAPELLA™** series



**CAPELLA™ Mulberry**




**CAPELLA ™ Pink Lace**



**CAPELLA ™ Pink Morn**



**CAPELLA™ Purple**



**CAPELLA™ Purple Veins**



**CAPELLA™ Rim Fuchsia**



**CAPELLA™ Rim Raspberry**



**CAPELLA™ Rose**



**CAPELLA™ Ruby Red Imp.**



**CAPELLA™ Salmon Imp.**



**CAPELLA™ Sangria**



**CAPELLA™ White Imp.**

DANZIGER

PROPAGATION TIPS

# CAPELLA™

*Petunia hybrida*

For additional information and availability: CAPELLA™



Stick on priority – Number 2 out of 4 categories

| Average Time | Temperature | Hormone | Fertilization | Fungicide |
|---|---|---|---|---|
| 4 weeks | Weeks 1 - 2<br>72°-74° F (22° - 23°C) | No | Weeks 1-2<br>50 ppm N | Spray fungicide to control Botrytis and bacteria day of sticking |
| | Weeks 3 - 4<br>65° - 68° (18° - 20° C) | | Weeks 3-4<br>100 to 150 ppm | Day of sticking & Week 2 |

- **Irrigation specification –** Reduce mist as soon as possible

- The series is well branched, so pinching is not required for a quality finish. Week 4– Daminozide @ 2500 ppm / Uniconazole @ 10 ppm tank mix if plants are aggressively growing.

| Rooting | pH | EC | Temp. | Feed | Light | PGR | Fungicide | Comments |
|---|---|---|---|---|---|---|---|---|
| Week 1 | 5.6 to 6.0 | 0.80 | 72°-74° F (22° - 23°C) | 50 ppm N in mist | Supplemental lighting is optional depending on region (complete 10 -12 h daylength) | See below | Day of sticking | |
| Week 2 | 5.6 to 6.0 | .80 to .90 | 72°-74° F (22° - 23°C) | 50 ppm N in mist | | | Second fungicide app | |
| Week 3 | 5.6 to 6.0 | .90 to 1.0 | Cool to 68°F (20°C) | Feed 100 ppm to 150 ppm | | | | |
| Week 4 | 5.6 to 6.0 | 1.0 to 1.2 | 65° to 68°F (18° to 20°C) | Feed 100 ppm to 150 ppm | | | | |

DANZIGER

# CAPELLA™

For additional information and availability: CAPELLA™

## *Petunia hybrida*

FINISHING TIPS

- Maintain lower pH levels for optimal Iron (Fe) and Manganese (Mn) availability to plants
- Cool temperature is best for high quality finishing

| Average Time (from liners) | Temperature | Pinch/ Daylength Modification | Fertilization | Plant Growth Regulator |
|---|---|---|---|---|
| 6 to 7 wks | Average Day | No pinch necessary<br><br>Additional lighting is not required | 150 - 200 ppm N<br><br>Soil EC 1.2 - 1.5 pH 5.6 to 6.0 | In liner and finish stages. Daminozide @ 2000 to 2500 ppm |
| (12 cm) 5” pot | 65° to 68° F (18° to 20° C) | | | |
| 8 to 9 wks | 1 plant per pot | | | |
| (15 cm) 6 ½” | | | | |
| 8 to 10 wks | | | | |
| (20 cm) 8” | 3 plants per container | | | |
| 8 to 10 wks | | | | |
| (25 cm) 10” | 3 plants per container | | | |

| Finishing | pH | EC | Temp. | Feed | Light | PGR | Fungicide | Comments |
|---|---|---|---|---|---|---|---|---|
| **Transplant to Week 4** | 5.6 to 6.0 | 1.2 to 1.5 | 65° to 68° F (18° to 20° C) | Feed 150 to 200 ppm | N/A | Daminozide spray application | Spray fungicide after transplant | |
| **Week 5 to 10** | 5.6 to 6.0 | 1.2 to 1.5 | 65° to 68° F (18° to 20° C) | Feed 150 to 200 ppm | N/A | Paclobutrazol Drench at 1 to 2 ppm | | Paclobutrazol 1 to 2 ppm drench when plants reach 85% of desired size |

| | | |
|---|---|---|
| **Pests** | Aphids | ACETAMIPRID, FLONICAMID, IMIDACLOPRID,DICHLORVOS |
| | Thrip | METHIOCARB, ACRINATHRIN, ABAMECTIN, DICHLORVOS, SPINOSAD |
| **Diseases** | Botrytis | CYPRODINIL+FLUDIOXONIL, IPRODIONE, POLYOXIN |
| | Pythium | PROPAMOCARB |
| | Phytophthora | PROPAMOCARB |

- PGR - Spray Daminozide 2,000 to 2,500 ppm and / or Paclobutrazol drench application at 1 to 2 ppm for finishing if required
- PGR applications are based on the label instructions of the commercial product used
- EC guidelines are based on the 2:1 water extraction method

DANZIGER

# CASCADIAS™

## Petunia hybrida

- Available in many unique bloom patterns and colors
- Early flowering with a semi-trailing habit
- Large flowers cover the plant
- Bred to cascade over the sides of the container
- A great option for premium baskets and combinations
- Blooms early enough for any market

**Semi-Trailing**

**30-36 cm 12-14 in**

**36-46 cm 14-18 in**

**Hanging Basket**

**12-15 Patio Pot**

**Landscape**

**Ground Cover**

**Spring / Summer Flowering**



CASCADIAS™ Fantasy Hot Pink Improved

DANZIGER

# The **CASCADIAS™** series




**CASCADIAS™ RIMerlot**
PE-23-4189




**CASCADIAS™ Fuchsia Imp.**
PE-22-4062




**CASCADIAS™**
**Romancero**




**CASCADIAS™**
**Lavender Ice**



**CASCADIAS™**
**Arizona Sky**



**CASCADIAS™**
**Bicolor Cabernet**




**CASCADIAS™**
**Chili Red**



**CASCADIAS™**
**Fantasy Hot Pink Imp.**



**CASCADIAS™**
**Fuchsia Gem**



**CASCADIAS™**
**Iceberg**

DANZIGER

# The **CASCADIAS™** series

Best Seller



**CASCADIAS™**
**Indian Summer**



**CASCADIAS™**
**Indigo**



**CASCADIAS™**
**Lilac Frost**



**CASCADIAS™**
**Pitaya**



**CASCADIAS™**
**Purple Gem**

Best Seller



**CASCADIAS™**
**Purple Ice**



**CASCADIAS™**
**Rim Cherry Imp.**



**CASCADIAS™**
**Rim Magenta**

Best Seller



**CASCADIAS™**
**Rim Violet Imp.**



**CASCADIAS™**
**RIMarkable**



**CASCADIAS™**
**Rose**

DANZIGER

PROPAGATION TIPS

# CASCADIAS™

*Petunia hybrida*

For additional information and availability: CASCADIAS™

Stick on priority – Number 2 out of 4 categories

| Average Time | Temperature | Hormone | Fertilization | Fungicide |
|---|---|---|---|---|
| 4 weeks | Weeks 1 - 2<br>72°-74° F (22° - 23°C) | No | Weeks 1-2<br>50 ppm N | Spray fungicide to control Botrytis and bacteria day of sticking |
| | Weeks 3 - 4<br>65° - 68° (18° - 20° C) | | Weeks 3-4<br>100 to 150 ppm | Day of sticking & Week 2 |

- **Irrigation specification –** Reduce mist as soon as possible

- The series is well branched, so pinching is not required for a quality finish. Week 4 – Daminozide @ 2500 ppm / Uniconazole @ 10 ppm tank mix if plants are aggressively growing.

| Rooting | pH | EC | Temp. | Feed | Light | PGR | Fungicide | Comments |
|---|---|---|---|---|---|---|---|---|
| Week 1 | 5.6 to 6.0 | 0.80 | 72°-74° F (22° - 23°C) | 50 ppm N in mist | Supplemental lighting is optional depending on region complete 10-12 h | See below | Day of sticking | |
| Week 2 | 5.6 to 6.0 | .80 to .90 | 72°-74° F (22° - 23°C) | 50 ppm N in mist | | | Second fungicide app | |
| Week 3 | 5.6 to 6.0 | .90 to 1.0 | Cool to 68°F (20°C) | Feed 100 ppm to 150 ppm | | | | |
| Week 4 | 5.6 to 6.0 | 1.0 to 1.2 | 65° to 68°F (18° to 20°C) | Feed 100 ppm to 150 ppm | | | | |

DANZIGER

FINISHING TIPS

# CASCADIAS™

For additional information and availability: CASCADIAS™

## *Petunia hybrida*

- Maintain lower pH levels for optimal Iron (Fe) and Manganese (Mn) availability to plants
- Cool temperature is best for high-quality finishing

| Average Time (from liners) | Temperature | Pinch/ Daylength Modification | Fertilization | Plant Growth Regulator |
|---|---|---|---|---|
| 6 to 7 wks | Average Day | No pinch necessary Additional lighting is optional depending on region (complete 12 -14h daylength) | 150 - 200 ppm N | Daminozide @ 2500 to 3750 ppm / |
| (12 cm) 5” pot | 65° to 68° F (18° to 20° C) | | | |
| 8 to 9 wks | 1 plant per pot | | Soil EC 1.2 - 1.5 pH 5.6 to 6.0 | |
| (15 cm) 6 ½” | | | | |
| 8 to 10 wks | | | | |
| (20 cm) 8” | 3 plants per container | | | |
| 8 to 10 wks | | | | |
| (25 cm) 10” | 3 plants per container | | | |

| Finishing | pH | EC | Temp. | Feed | Light | PGR | Fungicide | Comments |
|---|---|---|---|---|---|---|---|---|
| **Transplant to Week 4** | 5.6 to 6.0 | 1.2 to 1.5 | 65° to 68° F (18° to 20° C) | Feed 150 to 200 ppm | N/A | Daminozide spray applications | Spray fungicide after transplant | |
| **Week 5 to 10** | 5.6 to 6.0 | 1.2 to 1.5 | 65° to 68° F (18° to 20° C) | Feed 150 to 200 ppm | N/A | Paclobutrazol Drench at 1-2 ppm if needed | | When finish to keep the desired size |

| | | |
|---|---|---|
| **Pests** | Aphids | ACETAMIPRID, FLONICAMID, IMIDACLOPRID,DICHLORVOS |
| | Thrip | METHIOCARB, ACRINATHRIN, ABAMECTIN, DICHLORVOS, SPINOSAD |
| **Diseases** | Botrytis | CYPRODINIL+FLUDIOXONIL, IPRODIONE, POLYOXIN |
| | Pythium | PROPAMOCARB |
| | Phytophthora | PROPAMOCARB |

- PGR - Spray Daminozide at 2,500 to 3,750 ppm and/or Paclobutrazol drench application at 1 to 2 ppm for finishing if required
- PGR applications are based on the label instructions of the commercial product used
- EC guidelines are based on the 2:1 water extraction method

DANZIGER

# LITTLETUNIA™

## Petunia hybrida

- Offers great value for both gardens and patios, with exceptional longevity throughout the entire season
- Colorful small flowers combining all the best Petunia features
- Ideal for baskets and color bowls
- Great weather tolerance and shelf life at retail



**Mounded**



**15-20 cm**
**6-8 in**



**25-30 cm**
**10-12 in**



**Gal, Patio Pot**



**Landscape**



**Hanging basket**



LITTLETUNIA™ Purple Blue

DANZIGER

# The **LITTLETUNIA™** Collection



**Littletunia™ Blue Vein**



**Littletunia™ Bright Red**



**Littletunia™ Pink Splash**



**Littletunia™ Pink**



**Littletunia™ Purple Blue**



**Littletunia™ Rose**



**Littletunia™ Shiraz**



**Littletunia™ White Grace**

DANZIGER

# LITTLETUNIA™

*Petunia hybrida*

For additional information and availability: LITTLETUNIA®

PROPAGATION TIPS

Stick on priority – Number 2 out of 4 categories

| Average Time | Temperature | Hormone | Fertilization | Fungicide |
|---|---|---|---|---|
| 4 weeks | Weeks 1 - 2<br>72°-74° F (22° - 23°C) | No | Weeks 1-2<br>50 ppm N | Spray fungicide to control Botrytis and bacteria day of sticking |
| | Weeks 3 - 4<br>65° - 68° (18° - 20° C) | | Weeks 3-4<br>100 to 150 ppm | Day of sticking & Week 2 |

**Irrigation specification –** Reduce mist as soon as possible

The series is well branched, so pinching is not required for a quality finish.
Week 4 – Daminozide @ 2500 ppm / Uniconazole @ 10 ppm tank mix if plants are aggressively growing.

| Rooting | pH | EC | Temp. | Feed | Light | PGR | Fungicide | Comments |
|---|---|---|---|---|---|---|---|---|
| Week 1 | 5.6<br>to 6.0 | 0.80 | 72°-74°F<br>(22° - 23°C) | 50 ppm N<br>in mist | Supplemental lighting is optional depending on region complete 10-12 h | See below | Day of sticking | |
| Week 2 | 5.6<br>to 6.0 | .80 to .90 | 72°-74° F<br>(22° - 23°C) | 50 ppm N<br>in mist | | | Second fungicide app | |
| Week 3 | 5.6<br>to 6.0 | .90 to 1.0 | Cool to 68°F<br>(20°C) | Feed<br>100 ppm to 150 ppm | | | | |
| Week 4 | 5.6<br>to 6.0 | 1.0 to 1.2 | 65° to 68°F<br>(18° to 20°C) | Feed<br>100 ppm to 150 ppm | | | | |

DANZIGER

# LITTLETUNIA™

For additional information and availability: LITTLETUNIA®

## *Petunia hybrida*

FINISHING TIPS

- Maintain lower pH levels for optimal Iron (Fe) and Manganese (Mn) availability to plants
- Cool temperature is best for high-quality finishing

| Average Time (from liners) | Temperature | Pinch/ Daylength Modification | Fertilization | Plant Growth Regulator |
|---|---|---|---|---|
| 6 to 7 wks | Average Day | No pinch necessary Additional lighting is optional depending on region (complete 12 -14h daylength) | 150 - 200 ppm N | Daminozide @ 2500 to 3750 ppm / |
| (12 cm) 5” pot | 65° to 68° F (18° to 20° C) | | | |
| 8 to 9 wks | 1 plant per pot | | Soil EC 1.2 - 1.5 pH 5.6 to 6.0 | |
| (15 cm) 6 ½” | | | | |
| 8 to 10 wks | | | | |
| (20 cm) 8” | 3 plants per container | | | |
| 8 to 10 wks | | | | |
| (25 cm) 10” | 3 plants per container | | | |

| Finishing | pH | EC | Temp. | Feed | Light | PGR | Fungicide | Comments |
|---|---|---|---|---|---|---|---|---|
| **Transplant to Week 4** | 5.6 to 6.0 | 1.2 to 1.5 | 65° to 68° F (18° to 20° C) | Feed 150 to 200 ppm | N/A | Daminozide spray applications | Spray fungicide after transplant | |
| **Week 5 to 10** | 5.6 to 6.0 | 1.2 to 1.5 | 65° to 68° F (18° to 20° C) | Feed 150 to 200 ppm | N/A | Paclobutrazol Drench at 1-2 ppm if needed | | When finish to keep the desired size |

| | | |
|---|---|---|
| **Pests** | Aphids | ACETAMIPRID, FLONICAMID, IMIDACLOPRID,DICHLORVOS |
| | Thrip | METHIOCARB, ACRINATHRIN, ABAMECTIN, DICHLORVOS, SPINOSAD |
| **Diseases** | Botrytis | CYPRODINIL+FLUDIOXONIL, IPRODIONE, POLYOXIN |
| | Pythium | PROPAMOCARB |
| | Phytophthora | PROPAMOCARB |

- PGR - Spray Daminozide at 2,500 to 3,750 ppm and / or Paclobutrazol drench application at 1 to2 ppm for finishing if required
- PGR applications are based on the label instructions of the commercial product used
- EC guidelines are based on the 2:1 water extraction method

DANZIGER

# RAY™

## Petunia hybrida

- Large flowers
- Mounded - Upright habit
- Blooms early enough for any market

**Mounded - Upright**

**30-36 cm 12-14 in**

**30-41 cm 12-16 in**

**Hanging Basket**

**12-15 Qt, Gal, Patio Pot**

**Landscape**

**Spring / Summer Flowering**



RAY™ Shadow

DANZIGER

# The **RAY™** series




**Ray™ Couture Satin**
PE-24-5483




**Ray™ Couture Velvet**
PE-24-5709




**Ray™ Couture Vintage**
PE-24-5493




**Ray™ Black**



**Ray™ Classic Blue**



**Ray™ Fuchsia**



**Ray™ Pistachio Cream**




**Ray™ Purple Vein**



**Ray™ Shadow**



**Ray™ Sunflower Imp.**



**Ray™ Sunshine Imp.**



**Ray™ White**

DANZIGER

PROPAGATION TIPS

# RAY™

*Petunia hybrida*

For additional information and availability: RAY™



Stick on priority – Number 2 out of 4 categories

| Average Time | Temperature | Hormone | Fertilization | Fungicide |
|---|---|---|---|---|
| 4 weeks | Weeks 1 - 2<br>72°-74° F (22° - 23°C) | No | Weeks 1-2<br>50 ppm N | Spray fungicide to control Botrytis and bacteria day of sticking |
| | Weeks 3 - 4<br>65° - 68° (18° - 20° C) | | Weeks 3-4<br>100 to 150 ppm | Day of sticking & Week 2 |

- **Irrigation specification –** Reduce mist as soon as possible

- The series is well branched, so pinching is not required for a quality finish. Week 4 – Daminozide @ 2500 ppm / Uniconazole @ 10 ppm tank mix if plants are aggressively growing.

| Rooting | pH | EC | Temp. | Feed | Light | PGR | Fungicide | Comments |
|---|---|---|---|---|---|---|---|---|
| Week 1 | 5.6 to 6.0 | 0.80 | 72°-74° F (22° - 23°C) | 50 ppm N in mist | Supplemental lighting is optional depending on region complete 10-12 h | See below | Day of sticking | |
| Week 2 | 5.6 to 6.0 | .80 to .90 | 72°-74° F (22° - 23°C) | 50 ppm N in mist | | | Second fungicide app | |
| Week 3 | 5.6 to 6.0 | .90 to 1.0 | Cool to 68°F (20°C) | Feed 100 ppm to 150 ppm | | | | |
| Week 4 | 5.6 to 6.0 | 1.0 to 1.2 | 65° to 68°F (18° to 20°C) | Feed 100 ppm to 150 ppm | | | | |

DANZIGER

FINISHING TIPS

# RAY™

For additional information and availability: RAY™

## *Petunia hybrida*

- Maintain lower pH levels for optimal Iron (Fe) and Manganese (Mn) availability to plants
- Cool temperature is best for high-quality finishing

| Average Time (from liners) | Temperature | Pinch/ Daylength Modification | Fertilization | Plant Growth Regulator |
|---|---|---|---|---|
| 6 to 7 wks | Average Day | No pinch necessary Additional lighting is optional depending on region (complete 12 -14h daylength) | 150 - 200 ppm N | Daminozide @ 2500 to 3750 ppm / |
| (12 cm) 5” pot | 65° to 68° F (18° to 20° C) | | | |
| 8 to 9 wks | 1 plant per pot | | Soil EC 1.2 - 1.5 pH 5.6 to 6.0 | |
| (15 cm) 6 ½” | | | | |
| 8 to 10 wks | | | | |
| (20 cm) 8” | 3 plants per container | | | |
| 8 to 10 wks | | | | |
| (25 cm) 10” | 3 plants per container | | | |

| Finishing | pH | EC | Temp. | Feed | Light | PGR | Fungicide | Comments |
|---|---|---|---|---|---|---|---|---|
| **Transplant to Week 4** | 5.6 to 6.0 | 1.2 to 1.5 | 65° to 68° F (18° to 20° C) | Feed 150 to 200 ppm | N/A | Daminozide spray applications | Spray fungicide after transplant | |
| **Week 5 to 10** | 5.6 to 6.0 | 1.2 to 1.5 | 65° to 68° F (18° to 20° C) | Feed 150 to 200 ppm | N/A | Paclobutrazol Drench at 1-2 ppm if needed | | When finish to keep the desired size |

| | | |
|---|---|---|
| **Pests** | Aphids | ACETAMIPRID, FLONICAMID, IMIDACLOPRID,DICHLORVOS |
| | Thrip | METHIOCARB, ACRINATHRIN, ABAMECTIN, DICHLORVOS, SPINOSAD |
| **Diseases** | Botrytis | CYPRODINIL+FLUDIOXONIL, IPRODIONE, POLYOXIN |
| | Pythium | PROPAMOCARB |
| | Phytophthora | PROPAMOCARB |

- PGR - Spray Daminozide at 2,500 to 3,750 ppm and / or Paclobutrazol drench application at 1 to 2 ppm for finishing if required
- PGR applications are based on the label instructions of the commercial product used
- EC guidelines are based on the 2:1 water extraction method

DANZIGER

# RAY™ Couture

## Petunia hybrida

- Large flowers with strong visual impact
- Attractive color contrast
- Strong heat tolerance
- Compact controlled habit, perfect for small pots with excellent garden performance
- Blooms early enough for any market

| | | | |
|---|---|---|---|
| Mounded - Upright | 30-36 cm 12-14 in | 30-41 cm 12-16 in | Hanging Basket |
| 12-15 Qt, Gal, Patio Pot | Landscape | Spring / Summer Flowering | |



RAY™ Couture Vintage

DANZIGER

# RAY™ Couture




**Ray™ Couture Satin**
PE-24-5483




**Ray™ Couture Velvet**
PE-24-5709




**Ray™ Couture Vintage**
PE-24-5493

DANZIGER

PROPAGATION TIPS

# RAY™ COUTURE

*Petunia hybrida*

For additional information and availability: BLUE DIAMOND™



Stick on priority – Number 2 out of 4 categories

| Average Time | Temperature | Hormone | Fertilization | Fungicide |
|---|---|---|---|---|
| 4 weeks | Weeks 1 - 2<br>72°-74° F (22° - 23°C) | No | Weeks 1-2<br>50 ppm N | Spray fungicide to control Botrytis and bacteria day of sticking |
| | Weeks 3 - 4<br>65° - 68° (18° - 20° C) | | Weeks 3-4<br>100 to 150 ppm | Day of sticking & Week 2 |

- **Irrigation specification –** Reduce mist as soon as possible

- Daminozide spray application at 1500 ppm week 3 or 4 if required only if the plants are too mature/elongated. Blue Diamond™ is a standalone variety since it's slightly more compact than the Danziger Capella™ series.

| Rooting | pH | EC | Temp. | Feed | Light | PGR | Fungicide | Comments |
|---|---|---|---|---|---|---|---|---|
| Week 1 | 5.6 to 6.0 | 0.80 | 72°-74° F (22° - 23°C) | 50 ppm N in mist | Supplemental lighting is optional depending on region (complete 10 -12 h daylength) | | Day of sticking | |
| Week 2 | 5.6 to 6.0 | .80 to .90 | 72°-74° F (22° - 23°C) | 50 ppm N in mist | | | Second fungicide app | |
| Week 3 | 5.6 to 6.0 | .90 to 1.0 | Cool to 68°F (20°C) | Feed 100 ppm to 150 ppm | | | | |
| Week 4 | 5.6 to 6.0 | 1.0 to 1.2 | 65° to 68°F (18° to 20°C) | Feed 100 ppm to 150 ppm | | | | |

DANZIGER

# RAY™ COUTURE

*Petunia hybrida*

For additional information and availability: BLUE DIAMOND™

FINISHING TIPS

- Maintain lower pH levels for optimal Iron (Fe) and Manganese (Mn) availability to plants
- Cool temperature is best for high-quality finishing
- Slightly less vigorous than Capella petunias

| Average Time (from liners) | Temperature | Pinch/ Daylength Modification | Fertilization | Plant Growth Regulator |
|---|---|---|---|---|
| 6 to 7 wks | Average Day | No pinch necessary<br><br>Additional lighting is optional depending on region (complete 12 - 14 h daylength) | 150 - 200 ppm N | Finish stages Daminozide @ 2000 to 2500 ppm if required |
| (10 cm) 5” pot | 65° to 68° F (18° to 20° C) | | | |
| 8 to 9 wks | 1 plants per container | | Soil EC 1.2 - 1.5 pH 5.6 to 6.0 | |
| (15 cm) 6” | | | | |
| 8 to 9 wks | | | | |
| (20 cm) 8” | 3 plants per container | | | |

- PGR - Spray Daminozide 2,500 to 3,750 ppm and/or Paclobutrazol drench application at 1 ppm for finishing if needed
- PGR applications are based on the label instructions of the commercial product used
- EC guidelines are based on the 2:1 water extraction method

| Finishing | pH | EC | Temp. | Feed | Light | PGR | Fungicide | Comments |
|---|---|---|---|---|---|---|---|---|
| **Transplant to Week 4** | 5.6 to 6.0 | 1.2 to 1.5 | 65° to 68° F (18° to 20° C) | Feed 150 to 200 ppm | N/A | Daminozide | Spray fungicide after transplant | |
| **Week 5 to 10** | 5.6 to 6.0 | 1.2 to 1.5 | 65° to 68° F (18° to 20° C) | Feed 150 to 200 ppm | N/A | Paclobutrazol Drench at 1 ppm - only if needed | | Paclobutrazol 1 ppm drench when plants reach 85% of desired size |

| | | |
|---|---|---|
| **Pests** | Aphids | ACETAMIPRID, FLONICAMID, IMIDACLOPRID,DICHLORVOS |
| | Thrip | METHIOCARB, ACRINATHRIN, ABAMECTIN, DICHLORVOS, SPINOSAD |
| **Diseases** | Botrytis | CYPRODINIL+FLUDIOXONIL, IPRODIONE, POLYOXIN |
| | Pythium | PROPAMOCARB |
| | Phytophthora | PROPAMOCARB |

DANZIGER

# splash DANCE

## Petunia

- Unique speckled pattern
- Tested and trialed to hold its pattern into the heat
- Blooms early enough for any market

| Mounded | 46-61 cm<br>18-24 in | 25-30 cm<br>10-12 in |
|---|---|---|
| Hanging Basket | Landscape | 12-18 Qt, Gal, Patio Pot |

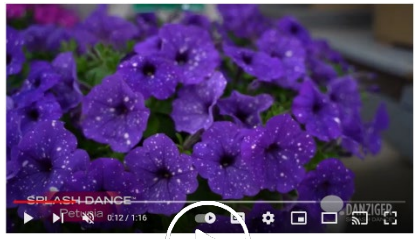


https://www.youtube.com/watch?v=i1AO2J4M1tQ



SPLASH DANCE™ Bolero Blue

DANZIGER

# The **SPLASH DANCE®** series




**Splash Dance® Magenta Mambo**




**Splash Dance®**
**Bolero Blue**



**Splash Dance®**
**Moon Walk**



**Splash Dance®**
**Rumba Rose**



**Splash Dance®**
**Violet Vogue**



**Splash Dance®**
**Purple Polka**

DANZIGER

# SPLASH DANCE®

*Petunia hybrida*

For additional information and availability: SPLASH DANCE®

PROPAGATION TIPS

Stick on priority – Number 2 out of 4 categories

| Average Time | Temperature | Hormone | Fertilization | Fungicide |
|---|---|---|---|---|
| 4 weeks | Weeks 1 - 2<br>72°-74° F (22° - 23°C) | No | Weeks 1-2<br>50 ppm N | Spray fungicide to control Botrytis and bacteria day of sticking |
| | Weeks 3 - 4<br>65° - 68° (18° - 20° C) | | Weeks 3-4<br>100 to 150 ppm | Day of sticking & Week 2 |

- **Irrigation specification –** Reduce mist as soon as possible

- The series is well branched, so pinching is not required for a quality finish. Week 4 - Daminozide @ 2500 ppm / Uniconazole @ 10 ppm tank mix if plants are aggressively growing.

| Rooting | pH | EC | Temp. | Feed | Light | PGR | Fungicide | Comments |
|---|---|---|---|---|---|---|---|---|
| Week 1 | 5.6 to 6.0 | 0.80 | 72°-74° F (22° - 23°C) | 50 ppm N in mist | Supplemental lighting is optional depending on region complete 10-12 h | See below | Day of sticking | |
| Week 2 | 5.6 to 6.0 | .80 to .90 | 72°-74° F (22° - 23°C) | 50 ppm N in mist | | | Second fungicide app | |
| Week 3 | 5.6 to 6.0 | .90 to 1.0 | Cool to 68°F (20°C) | Feed 100 ppm to 150 ppm | | | | |
| Week 4 | 5.6 to 6.0 | 1.0 to 1.2 | 65° to 68°F (18° to 20°C) | Feed 100 ppm to 150 ppm | | | | |

DANZIGER

# SPLASH DANCE®

For additional information and availability: SPLASH DANCE®

## *Petunia hybrida*

FINISHING TIPS

- Maintain lower pH levels for optimal Iron (Fe) and Manganese (Mn) availability to plants
- Cool temperature is best for high-quality finishing

| Average Time (from liners) | Temperature | Pinch/ Daylength Modification | Fertilization | Plant Growth Regulator |
|---|---|---|---|---|
| 6 to 7 wks | Average Day | No pinch necessary Additional lighting is optional depending on region (complete 12 -14h daylength) | 150 - 200 ppm N | Daminozide @ 2500 to 3750 ppm / |
| (12 cm) 5” pot | 65° to 68° F (18° to 20° C) | | | |
| 8 to 9 wks | 1 plant per pot | | Soil EC 1.2 - 1.5 pH 5.6 to 6.0 | |
| (15 cm) 6 ½” | | | | |
| 8 to 10 wks | | | | |
| (20 cm) 8” | 3 plants per container | | | |
| 8 to 10 wks | | | | |
| (25 cm) 10” | 3 plants per container | | | |

| Finishing | pH | EC | Temp. | Feed | Light | PGR | Fungicide | Comments |
|---|---|---|---|---|---|---|---|---|
| **Transplant to Week 4** | 5.6 to 6.0 | 1.2 to 1.5 | 65° to 68° F (18° to 20° C) | Feed 150 to 200 ppm | N/A | Daminozide spray applications | Spray fungicide after transplant | |
| **Week 5 to 10** | 5.6 to 6.0 | 1.2 to 1.5 | 65° to 68° F (18° to 20° C) | Feed 150 to 200 ppm | N/A | Paclobutrazol Drench at 1-2 ppm if needed | | When finish to keep the desired size |

| | | |
|---|---|---|
| **Pests** | Aphids | ACETAMIPRID, FLONICAMID, IMIDACLOPRID,DICHLORVOS |
| | Thrip | METHIOCARB, ACRINATHRIN, ABAMECTIN, DICHLORVOS, SPINOSAD |
| **Diseases** | Botrytis | CYPRODINIL+FLUDIOXONIL, IPRODIONE, POLYOXIN |
| | Pythium | PROPAMOCARB |
| | Phytophthora | PROPAMOCARB |

- PGR - Spray Daminozide at 2,500 to 3,750 ppm and / or Paclobutrazol drench application at 1 to 2 ppm for finishing if required. The most vigorous varieties are Bolero Blue, Purple Polka and Violet Vogue that may need earlier and high-rate applications
- PGR applications are based on the label instructions of the commercial product used
- EC guidelines are based on the 2:1 water extraction method

DANZIGER

# PHLOXSTAR™

## Phlox drummondii

- PHLOXSTAR™ is a rock star in the garden
- Tested for easy rooting
- Very strong plant that will last all summer long

**Mounded**

**30-36 cm**
**12-14 in**

**30-41 cm**
**12-16 in**

**Heat Tolerant**

**12-15 Gal, Patio Pot**

**Landscape**

**Spring / Summer Flowering**



PHLOXSTAR™ White Improved

DANZIGER

# The **PHLOXSTAR™** series




**PHLOXSTAR™ Magenta Imp.**
PH-23-1644



**PHLOXSTAR™ Pink**



**PHLOXSTAR™ Red**



**PHLOXSTAR™ White Imp.**

DANZIGER

PROPAGATION TIPS

# PHLOXSTAR™

*Phlox drummondii*

For additional information and availability: PHLOXSTAR™



Stick on priority – Number 2 out of 4 categories

| Average Time | Temperature | Hormone | Fertilization | Fungicide |
|---|---|---|---|---|
| 5 weeks | Weeks 1 - 2<br>72°-74° F (22° - 23°C) | Recommended | Weeks 1-2<br>50 ppm N | Spray fungicide to control Botrytis and bacteria day of sticking |
| | Weeks 3 - 5<br>65° - 68° (18° - 20° C) | | Weeks 3-5<br>150 ppm N | Spray fungicide to control Botrytis and bacteria Week 2 |

- **Irrigation specification -** Spray adjuvant after sticking and remove from mist as soon as possible

- Phlox drummondii prefer humidity from tenting vs misting foliage and soil. Dry soil conditions are conducive to uniform rooting. Spray for control of Powdery Mildew.

| Rooting | pH | EC | Temp. | Feed | Light | PGR | Fungicide | Comments |
|---|---|---|---|---|---|---|---|---|
| Week 1 | 6.0/6.5 | 0.80 | 72°-74° F (22° - 23°C) | 50 ppm N in mist | Beneficial | | Day of sticking | Feeding through Mist |
| Week 2 | 6.0/6.5 | .80 to .90 | 72°-74° F (22° - 23°C) | 50 ppm N in mist | | | Second fungicide app | |
| Week 3 | 6.0/6.5 | .80 to .90 | Cool to 68°-70°F (20°-21°C) | Feed 100 ppm to 150 ppm | | | | |
| Week 4 | 6.0/6.5 | .80 to .90 | 65° to 68°F (18°/20°C) | Feed 100 ppm to 150 ppm | | | | |
| Week 5 | 6.0/6.5 | 0.9 to 1.0 | 65° to 68°F (18°/20°C) | Feed 100 ppm to 150 ppm | | Daminozide as needed @ 2500 ppm | Spray for Powdery Mildew | |

DANZIGER

# PHLOXSTAR™

For additional information and availability: PHLOXSTAR™

## *Phlox drummondii*

FINISHING TIPS

- Allow soil to dry between irrigations (avoid saturated soil)
- Pinch at transplant or shortly after transplant
- Best when grown under high light with cool temperatures

| Average Time (from liners) | Temperature | Pinch/ Daylength Modification | Fertilization | Plant Growth Regulator |
|---|---|---|---|---|
| 7 to 8 wks | Average Day | Pinch is recommended<br><br>Phlox d. responds to long days to hasten flowering | 100 - 150 ppm N | In liner and finish stages |
| (12 cm) 5” pot | 65° to 68° F (18° to 20° C) | | | |
| 8 to 9 wks | 60° to 68° F (15° to 20° C) | | Soil EC 0.9 - 1.2 pH 6.0 to 6.5 | |
| (15 cm) 6 ½” | 1 plant per pot | | | |
| 8 to 9 wks | | | | |
| (20 cm) 8” | 3 plants per container | | | |

- PGR - Spray Daminozide at 2500 to 3750ppm on finished plants early in crop schedule / Paclobutrazol drench application at 0.25-0.5 ppm for finishing if required
- Pinch at transplant or shortly after transplant
- Scout for Aphids, Mites and Thrips
- Drench after transplant for Pythium / Phytophthora – Spray for Powdery Mildew control
- PGR applications are based on the label instructions of the commercial product used
- EC guidelines are based on the 2:1 water extraction method

| Finishing | pH | EC | Temp. | Feed | Light | PGR | Fungicide | Comments |
|---|---|---|---|---|---|---|---|---|
| **Transplant to Week 6** | 6.0 to 6.5 | 0.9 to 1.2 | 65° to 68° F (18° to 20° C) | Feed 100 to 150 ppm | | Daminozide as needed | Spray fungicide after transplant | Daminozide @ 2500to 3750 ppm |
| **Week 6 to 12** | 6.0 to 6.5 | 0.9 to 1.2 | 60° to 68° F (15° to 20° C) | Feed 100 to 150 ppm | Optional | Paclobutrazol Drench | Spray for Powdery Mildew | If plants are growing under warm conditions, Paclobutrazol drench application at 0.25 to 0.5 ppm |

| | | |
|---|---|---|
| **Pests** | Aphids | ACETAMIPRID, FLONICAMID, IMIDACLOPRID,DICHLORVOS |
| | Thrips | METHIOCARB,ACRINATHRIN, ABAMECTIN, DICHLORVOS, SPINOSAD |
| **Diseases** | Botrytis | CYPRODINIL+FLUDIOXONIL, IPRODIONE, POLYOXIN |
| | Pythium Phytophthora | PROPAMOCARB / MEFENOXAM |
| | Rhizoctonia | AZOXYSTRONBIN / ETRIDIAZOLE / FLUDIOXONIL / PCNB / TRIFLUMIZOLE |

DANZIGER

# MEGA PAZZAZ™

## Portulaca oleracea

- Big  flowers (MEGA blooms) on a moderate semi-trailing habit
- Bright colors grab attention at retail and in the garden
- Strong option for heat/drought tolerant programs
- Well suited for combinations

| | | | | |
|---|---|---|---|---|
| Semi-Trailing | 25-30 cm 10-12 in | 41-51 cm in16-20 | Heat tolerant | Pollinator Friendly |

| | | | |
|---|---|---|---|
| Landscape | Ground cover | 12-15 Qt, Gal | Hanging basket |



MEGA PAZZAZ™ Mango Twist

DANZIGER

# The **MEGA PAZZAZ™** Series



MEGA PAZZAZ™ Papaya Twist



MEGA PAZZAZ™ Tropical Twist



MEGA PAZZAZ™ Dark Pink

Best Seller



MEGA PAZZAZ™ Gold



MEGA PAZZAZ™ Pink Twist



MEGA PAZZAZ™ Mango Twist

Best Seller



MEGA PAZZAZ™ Orange

Best Seller



MEGA PAZZAZ™ Purple



MEGA PAZZAZ™ Red



MEGA PAZZAZ™ Fuchsia

DANZIGER

# MEGA PAZZAZ ™

*Portulaca oleracea*

For additional information and availability: MEGA PAZZAZ™

PROPAGATION TIPS

Stick on priority – Number 1 out of 4 categories

| Average Time | Temperature | Hormone | Fertilization | Fungicide |
|---|---|---|---|---|
| 4 weeks | Weeks 1 - 2<br>72°-74° F (22° - 23°C) | No | Weeks 1-2<br>50 ppm N | Spray fungicide to control Botrytis and bacteria day of sticking |
| | Weeks 3 - 4<br>68° - 70° (20° - 21° C) | | Weeks 3-4<br>100 to 150 ppm N | Day of sticking & Week 2 |

- **Irrigation specification –** Reduce mist as soon as possible/excess misting will create uneven rooting and delay rooting

- This genera is top priority for sticking. Remove plants from box upon receiving allowing air-movement around bags. Daminozide at 1500ppm the day after sticking.
- Depending on growth, pinch week 3 or at transplant to allow improved branching.

| Rooting | pH | EC | Temp. | Feed | Light | PGR | Fungicide | Comments |
|---|---|---|---|---|---|---|---|---|
| Week 1 | 5.8 to 6.2 | 0.80 | 72°-74° F (22° - 23°C) | 50 ppm N in mist | Additional lighting is not required | | Day of sticking | Feeding through Mist |
| Week 2 | 5.8 to 6.2 | .80 to .90 | 72°-74° F (22° - 23°C) | 50 ppm N in mist | | | Second fungicide app | |
| Week 3 | 5.8 to 6.2 | .90 to 1.0 | Cool to 68° - 70° (20° - 21° C) | Feed 100 ppm to 150 ppm | | | | |
| Week 4 | 5.8 to 6.2 | 1.0 to 1.2 | 68° - 70° (20° - 21° C) | Feed 100 to 150 ppm | | | | |

DANZIGER

# MEGA PAZZAZ ™

For additional information and availability: MEGA PAZZAZ™

## *Portulaca oleracea*

FINISHING TIPS

- Allow plants to dry completely between irrigations
- Maintain warm temperatures allowing plants to develop

| Average Time (from liners) | Temperature | Pinch/ Daylength Modification | Fertilization | Plant Growth Regulator |
|---|---|---|---|---|
| 5 to 6 wks | Average Day | Pinch is optional | 100 to 150 ppm N | Paclobutrazol 1-2 ppm as needed |
| (12 cm) 5” pot | 68°-72° F (20°-22° C) | | | |
| 6 to 7 wks | 1 plant per pot | | Soil EC 1.0 - 1.5 pH 5.8 to 6.2 | |
| (15 cm) 6 ½” | | | | |
| 7 to 9 wks | | | | |
| (20 cm) 8” | 3 plants per container | | | |

- PGR - Paclobutrazol 1-2 ppm as needed
- Scout for Aphids, Thrips and Whiteflies
- PGR applications are based on the label instructions of the commercial product used
- EC guidelines are based on the 2:1 water extraction method

| Finishing | pH | EC | Temp. | Feed | Light | PGR | Fungicide | Comments |
|---|---|---|---|---|---|---|---|---|
| **Transplant to Week 4** | 5.8 to 6.2 | 1.0 to 1.2 | 68° to 72° F (20° to 22° C) | Feed 100 to 150 ppm | | | Drench fungicide after transplant | |
| **Week 5 to 12** | 5.8 to 6.2 | 1.2 to 1.5 | 68° to 72° F (20° to 22° C) | Feed 100 to 150 ppm | | Paclobutrazol drench @ 1 to 2 ppm – if needed | | When the plants are 85% size for sell |

| | | |
|---|---|---|
| **Pests** | Aphids | ACETAMIPRID, FLONICAMID, IMIDACLOPRID,DICHLORVOS |
| | Thrips | METHIOCARB, ACRINATHRIN, ABAMECTIN, DICHLORVOS, SPINOSAD |
| **Diseases** | Botrytis | CYPRODINIL+FLUDIOXONIL, IPRODIONE, POLYOXIN |
| | Pythium Phytophthora | PROPAMOCARB / MEFENOXAM |
| | Rhizoctonia | AZOXYSTRONBIN / ETRIDIAZOLE / FLUDIOXONIL / PCNB / Triflumizole |

DANZIGER

# PAZZAZ NANO™

## Portulaca oleracea

- Naturally controlled habit
- Early flowering
- Big flowers that stay open longer
- Strong option for heat/drought tolerant programs
- Performs well in combinations
- Excellent option for pollinator programs

| | | | |
|---|---|---|---|
| Semi-Trailing | 20-25 cm 8-10 in | 25-30 cm 10-12 in | Heat Tolerant |
| 12-15 Qt, Pack | Landscape | Pollinator Friendly | Late Spring / Summer Flowering |



PAZZAZ NANO™ Orange Twist

DANZIGER

# The **PAZZAZ NANO™** series




**PAZZAZ™ NANO**
**Scarlet Twist**



**PAZZAZ™ NANO**
**Deep Orange**



**PAZZAZ™ NANO**
**Candy Pink**



**PAZZAZ™ NANO**
**Hot Pink**



**PAZZAZ™ NANO**
**Gold**

Best Seller



**PAZZAZ™ NANO**
**Fuchsia Imp.**



**PAZZAZ™ NANO**
**Mango**

Best Seller



**PAZZAZ™ NANO**
**Orange**



**PAZZAZ™ NANO**
**Orange Twist**



**PAZZAZ™ NANO**
**Purple**



**PAZZAZ™ NANO**
**Tropical Punch**

Best Seller



**PAZZAZ™ NANO**
**Yellow**



**PAZZAZ™ NANO**
**Yellow Twist**

DANZIGER

PROPAGATION TIPS

# PAZZAZ NANO™

*Portulaca oleracea*

For additional information and availability: PAZZAZ NANO™

Stick on priority – Number 1 out of 4 categories

| Average Time | Temperature | Hormone | Fertilization | Fungicide |
|---|---|---|---|---|
| 4 weeks | Weeks 1 - 2<br>72°-74° F (22° - 23°C) | No | Weeks 1-2<br>50 ppm N | Spray fungicide to control Botrytis and bacteria day of sticking |
| | Weeks 3 - 4<br>68° - 70° (20° - 21° C) | | Weeks 3-4<br>100 to 150 ppm N | Day of sticking & Week 2 |

| Rooting | pH | EC | Temp. | Feed | Light | PGR | Fungicide | Comments |
|---|---|---|---|---|---|---|---|---|
| Week 1 | 5.8 to 6.2 | 0.80 | 72°-74° F (22° - 23°C) | 50 ppm N in mist | Additional lighting is not required | Daminozide day after sticking | Day of sticking | Feeding through Mist |
| Week 2 | 5.8 to 6.2 | .80 to .90 | 72°-74° F (22° - 23°C) | 50 ppm N in mist | | | Second fungicide app | |
| Week 3 | 5.8 to 6.2 | .90 to 1.0 | Cool to 68° - 70° (20° - 21° C) | Feed 100 ppm to 150 ppm | | | | |
| Week 4 | 5.8 to 6.2 | 1.0 to 1.2 | 68° - 70° (20° - 21° C) | Feed 100 to 150 ppm | | Daminozide as required | | |

- **Irrigation specification –** Reduce mist as soon as possible/excess misting will create uneven rooting and delay rooting

- This genera is top priority for sticking. Remove plants from box upon receiving allowing air-movement around bags. Daminozide at 1500 ppm the day after sticking.
- Depending on growth, pinch week 3 or at transplant to allow improved branching.

DANZIGER

# PAZZAZ NANO™

For additional information and availability: PAZZAZ NANO™

*Portulaca oleracea*

FINISHING TIPS

- Allow plants to dry completely between irrigations
- Maintain warm temperatures allowing plants to develop

| Average Time (from liners) | Temperature | Pinch/ Daylength Modification | Fertilization | Plant Growth Regulator |
|---|---|---|---|---|
| 5 to 6 wks | Average Day | Pinch is optional | 100 to 150 ppm N | Paclobutrazol 1-2 ppm as needed |
| (12 cm) 5" pot | 68°-72° F (20°-22° C) | | | |
| 6 to 7 wks | 1 plant per pot | | Soil EC 1.0 - 1.5 pH 5.8 to 6.2 | |
| (15 cm) 6 ½" | | | | |
| 7 to 9 wks | | | | |
| (20 cm) 8" | 3 plants per container | | | |

| Finishing | pH | EC | Temp. | Feed | Light | PGR | Fungicide | Comments |
|---|---|---|---|---|---|---|---|---|
| **Transplant to Week 4** | 5.8 to 6.2 | 1.0 to 1.2 | 68° to 72° F (20° to 22° C) | Feed 100 to 150 ppm | | | Drench fungicide after transplant | |
| **Week 5 to 12** | 5.8 to 6.2 | 1.2 to 1.5 | 68° to 72° F (20° to 22° C) | Feed 100 to 150 ppm | | Paclobutrazol drench @ 1 to 2 ppm – if needed | | When the plants are 85% size for sell |

| | | |
|---|---|---|
| **Pests** | Aphids | ACETAMIPRID, FLONICAMID, IMIDACLOPRID,DICHLORVOS |
| | Thrips | METHIOCARB, ACRINATHRIN, ABAMECTIN, DICHLORVOS, SPINOSAD |
| **Diseases** | Botrytis | CYPRODINIL+FLUDIOXONIL, IPRODIONE, POLYOXIN |
| | Pythium Phytophthora | PROPAMOCARB / MEFENOXAM |
| | Rhizoctonia | AZOXYSTRONBIN / ETRIDIAZOLE / FLUDIOXONIL / PCNB / Triflumizole |

- PGR - Paclobutrazol 1-2 ppm as needed
- Scout for Aphids, Thrips and Whiteflies
- PGR applications are based on the label instructions of the commercial product used
- EC guidelines are based on the 2:1 water extraction method

DANZIGER

# PAZZAZ™

## Portulaca oleracea

- Moderate semi-trailing habit that works well for gallon and hanging basket production
- Early flowering
- Strong option for heat/drought tolerant programs
- Performs well in combinations
- Excellent option for pollinator programs

**Semi-Trailing**

**10 to 12in 25 to 30cm**

**14 to 16in 36 to 41cm**

**Heat Tolerant**

**12-15 Qt, Pack**

**Landscape**

**Pollinator friendly**

**Late Spring / Summer Flowering**



DANZIGER

# Balanced Beauty- PAZZAZ ™

PAZZAZ™ strikes the perfect balance with its naturally medium habit, making it versatile for various garden settings, from hanging baskets to mid-sized containers, offering a range of colors to brighten any spot.



PAZZAZ™ Campino Twist Pink



PAZZAZ™ Campino Twist Red



PAZZAZ™ White

DANZIGER

PROPAGATION TIPS

# PAZZAZ™

For additional information and availability: PAZZAZ™

## *Portulaca oleracea*

Stick on priority – Number 1 out of 4 categories

| Average Time | Temperature | Hormone | Fertilization | Fungicide |
|---|---|---|---|---|
| 4 weeks | Weeks 1 - 2<br>72°-74° F (22° - 23°C) | No | Weeks 1-2<br>50 ppm N | Spray fungicide to control Botrytis and bacteria day of sticking |
| | Weeks 3 - 4<br>68° - 70° (20° - 21° C) | | Weeks 3-4<br>100 to 150 ppm N | Day of sticking & Week 2 |

| Rooting | pH | EC | Temp. | Feed | Light | PGR | Fungicide | Comments |
|---|---|---|---|---|---|---|---|---|
| Week 1 | 5.8 to 6.2 | 0.80 | 72°-74° F (22° - 23°C) | 50 ppm N in mist | Additional lighting is not required | Daminozide day after sticking | Day of sticking | Feeding through Mist |
| Week 2 | 5.8 to 6.2 | .80 to .90 | 72°-74° F (22° - 23°C) | 50 ppm N in mist | | | Second fungicide app | |
| Week 3 | 5.8 to 6.2 | .90 to 1.0 | Cool to 68° - 70° (20° - 21° C) | Feed 100 ppm to 150 ppm | | | | |
| Week 4 | 5.8 to 6.2 | 1.0 to 1.2 | 68° - 70° (20° - 21° C) | Feed 100 to 150 ppm | | Daminozide as required | | |

- **Irrigation specification –** Reduce mist as soon as possible/excess misting will create uneven rooting and delay rooting

- This genera is top priority for sticking. Remove plants from box upon receiving allowing air-movement around bags. Daminozide at 1500ppm the day after sticking.
- Depending on growth, pinch week 3 or at transplant to allow improved branching.

DANZIGER

# PAZZAZ™

For additional information and availability: PAZZAZ™

## *Portulaca oleracea*

FINISHING TIPS

- Allow plants to dry completely between irrigations
- Maintain warm temperatures allowing plants to develop

| Average Time (from liners) | Temperature | Pinch/ Daylength Modification | Fertilization | Plant Growth Regulator |
|---|---|---|---|---|
| 5 to 6 wks | Average Day | Pinch<br><br>Additional lighting will hasten flowering under short days | 100 to 150 N ppm | Paclobutrazol drench @ 1 to 2 ppm – if needed |
| (12 cm) 5" pot | 68°-72° F (20°-22° C) | | | |
| 6 to 7 wks | | | Soil EC 1.0 - 1.5 pH 5.8 to 6.2 | |
| (15 cm) 6 ½" | | | | |
| 7 to 9 wks | | | | |
| (20 cm) 8" | 3 plants per container | | | |

| Finishing | pH | EC | Temp. | Feed | Light | PGR | Fungicide | Comments |
|---|---|---|---|---|---|---|---|---|
| **Transplant to Week 4** | 5.8 to 6.2 | 1.0 to 1.2 | 68° to 72° F (20° to 22° C) | Feed 100 to 150 ppm | | | Drench fungicide at transplant | |
| **Week 5 to 12** | 5.8 to 6.2 | 1.2 to 1.5 | 68° to 72° F (20° to 22° C) | Feed 100 to 150 ppm | | Paclobutrazol drench @ 1 to 2 ppm – if needed | | |

| | | |
|---|---|---|
| **Pests** | Aphids | ACETAMIPRID, FLONICAMID, IMIDACLOPRID,DICHLORVOS |
| | Thrips | METHIOCARB,ACRINATHRIN, ABAMECTIN, DICHLORVOS, SPINOSAD |
| **Diseases** | Botrytis | CYPRODINIL+FLUDIOXONIL, IPRODIONE, POLYOXIN |
| | Pythium Phytophthora | PROPAMOCARB / MEFENOXAM |
| | Rhizoctonia | AZOXYSTRONBIN / ETRIDIAZOLE / FLUDIOXONIL / PCNB / TRIFLUMIZOLE |

- PGR - Paclobutrazol drench @ 1 to 2 ppm – if needed
- Scout for Aphids, Thrips and Whiteflies
- PGR applications are based on the label instructions of the commercial product used
- EC guidelines are based on the 2:1 water extraction method

DANZIGER

# SALLYFUN™

## Salvia farinacea

- Easy to grow
- Continuous flowering throughout the summer
- Excellent choice for pollinator programs
- Works well as an upright element in combinations
- Extend supply period by pinching

**Upright**

**10-18 in**
**25-46 cm**

**12-16 in**
**30-41 cm**

**Heat**
**Tolerant**

**12-15**
**Gal,**
**Patio Pot**

**Landscape**

**Pollinator**
**friendly**



DANZIGER

# The **SALLYFUN™** series

## Medium



SALLYFUN™ Bicolor Blue



SALLYFUN™ Blue Ice




SALLYFUN™ Blue Lagoon




STREAM™ Deep Ocean



SALLYFUN™ Pure White

## Large



SALLYFUN™ Sky Blue



SALLYFUN™ Blue



SALLYFUN™ Blue Emotion



SALLYFUN™ Snowhite

DANZIGER

PROPAGATION TIPS

# SALLYFUN™

*Salvia farinacea*

For additional information and availability: SALLYFUN™



Stick on priority – Number 3 out of 4 categories

| Average Time | Temperature | Hormone | Fertilization | Fungicide |
|---|---|---|---|---|
| 4 weeks | Weeks 1 - 2<br>21° - 22°C (70°-72° F) | Optional | Weeks 1-2<br>50 ppm N | Spray fungicide to control Botrytis and bacteria day of sticking |
| | Weeks 3 - 4<br>18° - 20° C (65° - 68° F) | | Weeks 3-4<br>100 to 150 ppm N | Day of sticking & Week 2 |

- **Irrigation specification –** Reduce mist as soon as possible

- Spray adjuvant at sticking .
- Daminozide at 2500-3750 ppm - Depending on growth
- Pinch week 3 or at transplant is optional.
- Pinching delays flowering by approximately two weeks, providing greater flexibility in scheduling production and delivery.

| Rooting | pH | EC | Temp. | Feed | Light | PGR | Fungicide | Comments |
|---|---|---|---|---|---|---|---|---|
| Week 1 | 5.8 to 6.2 | 0.80 | 21° - 22°C (70°-72° F) | 50 ppm N in mist | Neutral | | Day of sticking | Feeding through Mist |
| Week 2 | 5.8 to 6.2 | .80 to .90 | 21° - 22°C (70°-72° F) | 50 ppm N in mist | | | Second fungicide app | |
| Week 3 | 5.8 to 6.2 | .90 to 1.0 | Cool to 20° - 21°C (68°-70° F) | Feed 100 ppm to 150 ppm | | | | |
| Week 4 | 5.8 to 6.2 | 1.0 to 1.2 | 18° - 20° C (65° - 68° F) | Feed 100 to 150 ppm | | Daminozide as required | | |

DANZIGER

# SALLYFUN™

*Salvia farinacea*

For additional information and availability: SALLYFUN™

FINISHING TIPS

- Allow plants to dry between irrigations
- Sallyfun Salvia will flower easily for early season requirements

| Average Time (from liners) | Temperature | Pinch/ Daylength Modification | Fertilization | Plant Growth Regulator |
|---|---|---|---|---|
| 5 to 6 wks | Average Day | Pinch<br>Day Netural | 150 - 200 ppm N | Daminozide @ 2500 ppm for finishing |
| (12 cm) 5” pot | 68° to 72°F (20° to 22°C) | | | |
| 6 to 7 wks | 1 plant per pot | | Soil EC 1.0 - 1.5<br>pH 5.8 to 6.2 | Paclobutrazol 1 to 2 ppm drench to hold plants |
| (15 cm) 6 ½” | | | | |
| 7 to 10 wks | | | | |
| (20 cm) 8” | 3 plants per container | | | |
| 7 to 9 wks | | | | |
| (25 cm) 10” | 3 plants per container | | | |

| Finishing | pH | EC | Temp. | Feed | Light | PGR | Fungicide | Comments |
|---|---|---|---|---|---|---|---|---|
| **Transplant to Week 4** | 5.8 to 6.2 | 1.0 to 1.2 | 68° to 72°F (20° to 22°C) | Feed 100 to 150 ppm | | Daminozide @ 2500 ppm as needed | Drench fungicide after transplant | |
| **Week 5 to 12** | 5.8 to 6.2 | 1.2 to 1.5 | 68° to 72°F (20° to 22°C) | Feed 100 to 150 ppm | | Paclobutrazol @ 1 to 2 ppm drench to finish | | Paclobutrazol drench when flower bud emerge |

- PGR - Spray Daminozide for height control / Paclobutrazol drench for holding
- Scout for Aphids, Leaf-miners and Whiteflies
- PGR applications are based on the label instructions of the commercial product used
- EC guidelines are based on the 2:1 water extraction method

| | | |
|---|---|---|
| **Pests** | Aphids | ACETAMIPRID, FLONICAMID, IMIDACLOPRID,DICHLORVOS |
| | Thrips | METHIOCARB, ACRINATHRIN, ABAMECTIN, DICHLORVOS, SPINOSAD |
| **Diseases** | Botrytis | CYPRODINIL+FLUDIOXONIL, IPRODIONE, POLYOXIN |
| | Pythium Phytophthora | PROPAMOCARB / MEFENOXAM |
| | Rhizoctonia | AZOXYSTRONBIN / ETRIDIAZOLE / FLUDIOXONIL / PCNB |

DANZIGER

# TALYA™

## Sanvitalia speciosa

- Heat tolerant
- Well branched, pinch is not necessary
- Great in 12 cm./quarts item and combinations

**Mounded**

**20-25 cm**
**8-10 in**

**38-51 cm**
**15-20 in**

**Heat Tolerant**

**12-15 cm**
**Qt, Gal**

**Landscape**

**Hanging Basket**



DANZIGER

# The **TALYA™** Collection



**TALYA™ Bright**

- Fast rooting and growing
- Well branched semi-trailing habit
- Ideal for combos, hanging baskets and in the garden
- Floriferous



**TALYA™ Great Yellow**

- Semi-upright/mounded habit
- Large flowers
- Good heat tolerance

DANZIGER

PROPAGATION TIPS

# TALYA™

*Sanvitalia speciosa*

For additional information and availability: TALYA™



Stick on priority – Number 3 out of 4 categories

| Average Time | Temperature | Hormone | Fertilization | Fungicide |
|---|---|---|---|---|
| 5 weeks | Weeks 1 - 2<br>72°-74° F (22° - 23°C) | Suggested | Weeks 1-2<br>50 ppm N | Spray fungicide to control Botrytis and bacteria day of sticking |
| | Weeks 3 - 5<br>68° - 70° (20° - 21° C) | | Weeks 3-5<br>100 ppm N | Apply broad spectrum Week 2 |

- Spray adjuvant at sticking. Remove from mist as soon as possible
- Sanvitalia is sensitive to over misting

- Maintain warm temperatures allowing plants to develop
- Average daily temperature of 70 F / 20 C
- Spray fungicide to control botrytis

| Rooting | pH | EC | Temp. | Feed | Light | PGR | Fungicide | Comments |
|---|---|---|---|---|---|---|---|---|
| Week 1 | 5.5 to 6.2 | 0.80 | 72°-74° F (22° - 23°C) | 50 ppm N in mist | | | Day of sticking | |
| Week 2 | 5.5 to 6.2 | .80 to .90 | 72°-74° F (22° - 23°C) | 50 ppm N in mist | | | Second fungicide app | |
| Week 3 | 5.5 to 6.2 | .80 to .90 | Cool to 68° - 70° (20° - 21° C) | Feed 100 ppm N | | | | |
| Week 4 | 5.5 to 6.2 | .80 to .90 | 68° - 70° (20° - 21° C) | Feed 100 ppm N | | Should not be required | | |

DANZIGER

# TALYA™

For additional information and availability: TALYA™

## *Sanvitalia speciosa*

FINISHING TIPS

- Allow soil to dry between irrigations
- Maintain a low EC level for proper growth and sizing of plant
- Transplant liners when plants are rooted and actively growing

| Average Time (from liners) | Temperature | Pinch/ Daylength Modification | Fertilization | Plant Growth Regulator |
|---|---|---|---|---|
| 6 to 7 wks | Average Day | Pinch – No<br><br>Daylength Neutral | 100 - 125 ppm N | Daminozide @ 2000 to 2500 ppm |
| (12 cm) 5” pot | 65° to 68° F (18° to 20° C) | | | |
| 8 to 10 wks | 1 plant per pot | | Soil EC 0.8 - 1.0 pH 5.5 to 6.2 | |
| (15 cm) 6 ½” | | | | |

| Finishing | pH | EC | Temp. | Feed | Light | PGR | Fungicide | Comments |
|---|---|---|---|---|---|---|---|---|
| **Transplant to Week 5** | 5.5 to 6.2 | 0.8 to 1.0 | 65° to 68° F (18° to 20° C) | Feed 100 to 125 ppm | Day neutral | Daminozide @ 2000 to 2500 ppm | Drench fungicide at transplant | |
| **Week 6 to 12** | 5.5 to 6.2 | 0.8 to 1.0 | 65° to 68° F (18° to 20° C) | Feed 100 to 125 ppm | | | Spray for Powdery Mildew | |

- Saturated soil conditions will increase disease pressure. Keep the soil moderately moist
- Spray broad spectrum fungicide after transplant
- Scout and spray for Powdery Mildew
- Scout for Aphids, Fungus Gnats and Shore Flies on a regular basis
- PGR applications are based on the label instructions of the commercial product used
- EC guidelines are based on the 2:1 water extraction method

| | | |
|---|---|---|
| **Pests** | Aphids | ACETAMIPRID, FLONICAMID, IMIDACLOPRID,DICHLORVOS |
| | Thrip | METHIOCARB, ACRINATHRIN, ABAMECTIN, DICHLORVOS, SPINOSAD |
| **Diseases** | Botrytis | CYPRODINIL+FLUDIOXONIL, IPRODIONE, POLYOXIN |
| | Pythium | PROPAMOCARB |
| | Phytophthora | PROPAMOCARB |

DANZIGER

# BALI™ Blue

## Scaevola aemula

- Early flowering variety - about 7 days earlier than Touch
- Natural semi-trialing habit
- Abundance of flowers
- Season extender
- Great summer item
- Well suited for handing baskets and  combinations
- Successfully tested in peat-free growing media.
  Growers should validate performance under production conditions.

| | | | |
|---|---|---|---|
| Semi trialing | 20-25 cm 8-10 in | 25-41 cm 10-16 in | Heat tolerant |
| 12-15 Qt, Gal | Land scape | Hanging basket | |



DANZIGER

PROPAGATION TIPS

# BALI™ Blue

*Scaevola aemula*

For additional information and availability: BALI™ Blue



Stick on priority – Number 4 out of 4 categories

| Average Time | Temperature | Hormone | Fertilization | Fungicide |
|---|---|---|---|---|
| 5 weeks | Weeks 1 - 3<br>72°-74° F (22° - 23°C) | Recommended | Weeks 1-2<br>50 ppm N | Spray fungicide to control Botrytis and bacteria day of sticking |
| | Weeks 4 - 5<br>68° - 70° (20° - 21° C) | | Weeks 3-5<br>100-150 ppm N | Apply broad spectrum Week 2 |

- **Misting specification -** Remove from mist as soon as possible
- Do not over-mist or saturate soil **-** spray adjuvant at sticking

- Maintain warm temperatures allowing plants to develop.
- Spray Daminozide at 2500 ppm or apply Uniconzole 2-5 ppm if needed only
- Pinch is optional recommended week 4 or at transplant

| Rooting | pH | EC | Temp. | Feed | Light | PGR | Fungicide | Comments |
|---|---|---|---|---|---|---|---|---|
| Week 1 | 5.8/6.2 | 0.80 | 72°-74° F (22° - 23°C) | 50 ppm N in mist | Not required | | Day of sticking | |
| Week 2 | 5.8 to 6.2 | .80 to .90 | 72°-74° F (22° - 23°C) | 50 ppm N in mist | | | Second fungicide app | |
| Week 3 | 5.8 to 6.2 | .90 to 1.0 | 72°-74° F (22° - 23°C) | Feed 100 ppm to 150 ppm | | | | |
| Week 4 | 5.8 to 6.2 | 1.0 to 1.2 | 68° - 70° (20° - 21° C) | Feed 100 ppm to 150 ppm | | | | |
| Week 5 | 5.8 to 6.2 | 1.0 to 1.2 | 68° - 70° (20° - 21° C) | Feed 100 ppm to 150 ppm | | Daminozide/ uniconzolel as needed | | Daminozide @ 2000 to 2500 ppm |

DANZIGER

# BALI™ Blue

*Scaevola aemula*

For additional information and availability: BALI™ Blue

FINISHING TIPS

- Keep the temperatures moderately warm to allow plants to continue to have a good development (average daily temperature at 68 to 70 F (20 to 21 C).

| Average Time (from liners) | Temperature | Pinch/ Daylength Modification | Fertilization | Plant Growth Regulator |
|---|---|---|---|---|
| 6 to 7 wks | Average Day | Pinch for better branching and uniformity - suggested | 100-150 ppm N | Spray Daminozide @ 2500 to 3750 ppm |
| (12 cm) 5" pot | 68°-70° F (20°-21° C) | | | |
| 8 to 9 wks | 1 plant per pot | | Soil EC 1.0 - 1.2 pH 5.8 to 6.2 | |
| (15 cm) 6 ½" | | | | |
| 8 to 9 wks | | | | |
| (20 cm) 8 " | 3 plants per container | | | |

| Finishing | pH | EC | Temp. | Feed | Light | PGR | Fungicide | Comments |
|---|---|---|---|---|---|---|---|---|
| **Week 5 Transplant** | 5.8 to 6.2 | 1.0 to 1.2 | 68° to 70° F (20° to 21° C) | Feed 100 to 150 ppm | | B-9 as needed | Spray fungicide after transplant | Spray Daminozide @ 2500 to 3750 ppm |
| **Week 6 to 13** | 5.8 to 6.2 | 1.0 to 1.2 | 68° to 70° F (20° to 21° C) | Feed 100 to 150 ppm | | Uniconzolel if required | | |

| | | |
|---|---|---|
| **Pests** | Aphids | ACETAMIPRID, FLONICAMID, IMIDACLOPRID,DICHLORVOS |
| | Thrip | METHIOCARB, ACRINATHRIN, ABAMECTIN, DICHLORVOS, SPINOSAD |
| **Diseases** | Botrytis | CYPRODINIL+FLUDIOXONIL, IPRODIONE, POLYOXIN |
| | Pythium | PROPAMOCARB |
| | Phytophthora | PROPAMOCARB |

- PGR - Spray Daminozide at 2500 to 3750 ppm for finishing plants
- Uniconzole 2-5 ppm if required for finishing.
- Drench a broad spectrum fungicide after transplant
- Scout for Aphids and Fungus Gnats and Mites
- PGR applications are based on the label instructions of the commercial product used
- EC guidelines are based on the 2:1 water extraction method

DANZIGER

# BLESSING™

## Scaevola aemula

- Vigorous semi-trailing habit
- Large flowers, open simultaneously for consistent color
- Semi-upright structure ideal for quart and larger pots
- Well-suited for heat-tolerant growing programs.

**Semi-Upright**

**10-20 cm 4-8 in**

**36-46 cm 14-18 in**

**Heat Tolerant**

**12-15 Patio Pot**

**Landscape**

**Hanging Basket**



**BLESSING™ Series**

DANZIGER

# The **BLESSING™** series




**BLESSING™ Pink Bliss**

SC-22-1919



**BLESSING™ Bicolor Lavender**



**BLESSING™ Bicolor Rose**



**BLESSING™ Lavender**



**BLESSING™ Pink**

DANZIGER

PROPAGATION TIPS

# BLESSING™

*Scaevola aemula*

For additional information and availability: BLESSING™

Stick on priority – Number 4 out of 4 categories

| Average Time | Temperature | Hormone | Fertilization | Fungicide |
|---|---|---|---|---|
| 5 weeks | Weeks 1 - 3<br>72°-74° F (22° - 23°C) | Recomm ended | Weeks 1-2<br>50 ppm N | Spray fungicide to control Botrytis and bacteria day of sticking |
| | Weeks 3 - 5<br>68° - 70° (20° - 21° C) | | Weeks 3-5<br>100 to 150 ppm N | Apply broad spectrum Week 2 |

- **Misting specification -** Remove from mist as soon as possible
- Do not over-mist or saturate soil **-** Spray adjuvant at sticking

- Maintain warm temperatures allowing plants to develop.
- Spray Daminozide at 2000 to 2500 ppm or apply Uniconzole 2-5 ppm if required
- Pinch is recommended week 4 or at transplant

| Rooting | pH | EC | Temp. | Feed | Light | PGR | Fungicide | Comments |
|---|---|---|---|---|---|---|---|---|
| Week 1 | 5.8 to 6.2 | 0.80 | 72°-74° F (22° - 23°C) | 50 ppm N in mist | Not required | | Day of sticking | |
| Week 2 | 5.8 to 6.2 | .80 to .90 | 72°-74° F (22° - 23°C) | 50 ppm N in mist | | | Second fungicide app | |
| Week 3 | 5.8 to 6.2 | .90 to 1.0 | 72°-74° F (22° - 23°C) | Feed 100 ppm to 150 ppm | | | | |
| Week 4 | 5.8 to 6.2 | 1.0 to 1.2 | 68° - 70° (20° - 21° C) | Feed 100 ppm to 150 ppm | | | | |
| Week 5 | 5.8 to 6.2 | 1.0 to 1.2 | 68° - 70° (20° - 21° C) | Feed 100 ppm to 150 ppm | | Daminozide/ Uniconzolel as needed | | Daminozide @ 2000 to 2500 ppm |

DANZIGER

# BLESSING™

*Scaevola aemula*

For additional information and availability: BLESSING™

FINISHING TIPS

- Keep the temperatures moderately warm to allow plants to continue to have a good development (average daily temperature at 68 to 70 F (20 to 21 C).

| Average Time (from liners) | Temperature | Pinch/ Daylength Modification | Fertilization | Plant Growth Regulator |
|---|---|---|---|---|
| 6 to 7 wks | Average Day | pinch for better branching and uniformity - suggested<br><br>Night interruption or extended day- Optional | 100 - 150 ppm N | Spray Daminozide @ 2500 to 3750 ppm |
| (12 cm) 5" pot | 68°-70° F (20°-21° C) | | | |
| 8 to 9 wks | 1 plant per pot | | Soil EC 1.0 - 1.2 pH 5.8 to 6.2 | |
| (15 cm) 6 ½" | | | | |
| 8 to 9 wks | | | | |
| (20 cm) 8" | 3 plants per container | | | |

| Finishing | pH | EC | Temp. | Feed | Light | PGR | Fungicide | Comments |
|---|---|---|---|---|---|---|---|---|
| **Week 5 Transplant** | 5.8 to 6.2 | 1.0 to 1.2 | 68° to 70° F (20° to 21° C) | Feed 100 to 150 ppm | | B-9 as needed | Spray fungicide after transplant | Spray Daminozide @ 2500 to 3750 ppm |
| **Week 6 to 13** | 5.8 to 6.2 | 1.0 to 1.2 | 68° to 70° F (20° to 21° C) | Feed 100 to 150 ppm | | Uniconzolel if required | | |

| | | |
|---|---|---|
| **Pests** | Aphids | ACETAMIPRID, FLONICAMID, IMIDACLOPRID,DICHLORVOS |
| | Thrip | METHIOCARB, ACRINATHRIN, ABAMECTIN, DICHLORVOS, SPINOSAD |
| **Diseases** | Botrytis | CYPRODINIL+FLUDIOXONIL, IPRODIONE, POLYOXIN |
| | Pythium | PROPAMOCARB |
| | Phytophthora | PROPAMOCARB |

- PGR - Spray Daminozide at 2500 to 3750 ppm for finishing plants
- Uniconzole 2-5 ppm if required for finishing.
- Drench a broad spectrum fungicide after transplant
- Scout for Aphids and Fungus Gnats and Mites
- PGR applications are based on the label instructions of the commercial product used
- EC guidelines are based on the 2:1 water extraction method

DANZIGER

# TOUCH™

## Scaevola aemula

- Naturally controlled habit
- Abundance of flowers
- Season extender
- Great summer item
- Well-suited for combinations

**Mounded**

**20-25 cm**
**8-10 in**

**25-41 cm**
**10-16 in**

**Heat tolerant**

**12-15**
**Qt, Gal**

**Landscape**

**Hanging basket**



**Touch™ White**

DANZIGER

# The **TOUCH™** series




**TOUCH™ Deep Pink Imp.**
SC-22-1902



**TOUCH™ Baby Pink**



**TOUCH™ Blue**




**TOUCH™ Indigo**



**TOUCH™ White**

DANZIGER

PROPAGATION TIPS

# TOUCH™

*Scaevola aemula*

For additional information and availability: TOUCH™

Stick on priority – Number 4 out of 4 categories

| Average Time | Temperature | Hormone | Fertilization | Fungicide |
|---|---|---|---|---|
| 5 weeks | Weeks 1 - 3<br>72°-74° F (22° - 23°C) | Recommended | Weeks 1-2<br>50 ppm N | Spray fungicide to control Botrytis and bacteria day of sticking |
| | Weeks 4 - 5<br>68° - 70° (20° - 21° C) | | Weeks 3-5<br>100-150 ppm N | Apply broad spectrum<br>Week 2 |

- **Misting specification -** Remove from mist as soon as possible
- Do not over-mist or saturate soil **-** Spray adjuvant at sticking

- Maintain warm temperatures allowing plants to develop.
- Spray Daminozide at 2000 to 2500 ppm or apply Uniconzole 2-5 ppm if required

- Pinch is recommended week 4 or at transplant

| Rooting | pH | EC | Temp | Feed | Light | PGR | Fungicide | Comments |
|---|---|---|---|---|---|---|---|---|
| Week 1 | 5.8 to 6.2 | 0.80 | 72°-74° F (22° - 23°C) | 50 ppm N in mist | Not required | | Day of sticking | |
| Week 2 | 5.8 to 6.2 | .80 to .90 | 72°-74° F (22° - 23°C) | 50 ppm N in mist | | | Second fungicide app | |
| Week 3 | 5.8 to 6.2 | .90 to 1.0 | 72°-74° F (22° - 23°C) | Feed 100 ppm to 150 ppm | | | | |
| Week 4 | 5.8 to 6.2 | 1.0 to 1.2 | 68° - 70° (20° - 21° C) | Feed 100 ppm to 150 ppm | | | | |
| Week 5 | 5.8 to 6.2 | 1.0 to 1.2 | 68° - 70° (20° - 21° C) | Feed 100 ppm to 150 ppm | | Daminozide/ uniconzolel as needed | | Daminozide @ 2000 to 2500 ppm |

DANZIGER

# TOUCH™

For additional information and availability: TOUCH™

## *Scaevola aemula*

FINISHING TIPS

- Keep the temperatures moderately warm to allow plants to continue to have a good development (average daily temperature at 68 to 70 F (20 to 21 C).

| Average Time (from liners) | Temperature | Pinch/ Daylength Modification | Fertilization | Plant Growth Regulator |
|---|---|---|---|---|
| 6 to 7 wks | Average Day | pinch for better branching and uniformity - suggested<br><br>Night interruption or extended day- Optional | 150 - 200 ppm N | Spray Daminozide @ 2500 to 3750 ppm \ |
| (12 cm) 5” pot | 68°-70° F (20°-21° C) | | | |
| 8 to 9 wks | 1 plant per pot | | Soil EC 1.0 - 1.2 pH 5.8 to 6.2 | |
| (15 cm) 6 ½” | | | | |
| 8 to 9 wks | | | | |
| (20 cm) 8 ” | 3 plants per container | | | |

| Finishing | pH | EC | Temp. | Feed | Light | PGR | Fungicide | Comments |
|---|---|---|---|---|---|---|---|---|
| **Week 5 Transplant** | 5.8 to 6.2 | 1.0 to 1.2 | 68° to 70° F (20° to 21° C) | Feed 100 to 150 ppm | | B-9 as needed | Spray fungicide after transplant | Spray Daminozide @ 2500 to 3750 ppm |
| **Week 6 to 13** | 5.8 to 6.2 | 1.0 to 1.2 | 68° to 70° F (20° to 21° C) | Feed 100 to 150 ppm | | Uniconzolel if required | | |

| | | |
|---|---|---|
| **Pests** | Aphids | ACETAMIPRID, FLONICAMID, IMIDACLOPRID,DICHLORVOS |
| | Thrip | METHIOCARB, ACRINATHRIN, ABAMECTIN, DICHLORVOS, SPINOSAD |
| **Diseases** | Botrytis | CYPRODINIL+FLUDIOXONIL, IPRODIONE, POLYOXIN |
| | Pythium | PROPAMOCARB |
| | Phytophthora | PROPAMOCARB |

- PGR PGR - Spray Daminozide at 2500 to 3750 ppm for finishing plants
- Uniconzole 2-5 ppm if required for finishing.
- Drench a broad spectrum fungicide after transplant
- Scout for Aphids and Fungus Gnats and Mites
- PGR applications are based on the label instructions of the commercial product used
- EC guidelines are based on the 2:1 water extraction method

DANZIGER

# VANESSA™

## Verbena x hortensis

- Trialed and selected for mildew tolerance and cycling of color
- Tested for heat tolerance over 30°C/90°F
- Well-suited for combinations

Vanessa
Lasting Color, Timeless Beauty

Brand Kit >>

| | | | |
|---|---|---|---|
| Semi Trialing | Hanging Basket | 12-15 Qt, Gal, Pack | Landscape |
| 20-32 cm 8-12 in | 36-46 cm 14-18 in | Spring / Summer Flowering | Heat tolerant |



Vanessa™ Bicolor Light Pink

DANZIGER

# The **VANESSA™** series




**VANESSA™**
**Bicolor Amethyst**
VE-24-5557



**VANESSA™**
**Bicolor Indigo**



**VANESSA™**
**Bicolor Light Pink**




**VANESSA™**
**Bicolor Pink**



**VANESSA™**
**Bicolor Purple**



**VANESSA™**
**Dark Pink**



**VANESSA™**
**Magenta**



**VANESSA™**
**Optik Grape**




**VANESSA™**
**Purple**




**VANESSA™**
**Red**




**VANESSA™**
**White Imp.**

DANZIGER

PROPAGATION TIPS

# VANESSA™

*Verbena x hortensis*

For additional information and availability: VANESSA™

Stick on priority – Number 3 out of 4 categories

| Average Time | Temperature | Hormone | Fertilization | Fungicide |
|---|---|---|---|---|
| 4 weeks | Weeks 1 - 2<br>72°-74° F (22° - 23°C) | Not required | Weeks 1-2<br>50 ppm N | Spray fungicide to control Botrytis and bacteria day of sticking |
| | Weeks 3 - 4<br>65° - 70° (18° - 21° C) | | Weeks 3-4<br>100 to 150 ppm N | Day of sticking & Week 2 |

- **Irrigation specification –** Reduce mist as soon as possible

- Spray adjuvant at sticking .
- Daminozide at 2500-3750 ppm if needed
- No pinch is necessary for producing an excellent liner- Pinching is optional – under high radiation conditions (above 3-4 pair of leaves).

| Rooting | pH | EC | Temp. | Feed | Light | PGR | Fungicide | Comments |
|---|---|---|---|---|---|---|---|---|
| Week 1 | 5.8 to 6.2 | 0.80 | 72°-74° F (22° - 23°C) | 50 ppm N in mist | Neutral | Daminozide day after sticking | Day of sticking | Feeding through Mist |
| Week 2 | 5.8 to 6.2 | .80 to .90 | 72°-74° F (22° - 23°C) | 50 ppm N in mist | | | Second fungicide app | |
| Week 3 | 5.8 to 6.2 | .90 to 1.0 | Cool to 68°-70°F (20°-21°C) | Feed 100 ppm to 150 ppm | | | | |
| Week 4 | 5.8 to 6.2 | 1.0 to 1.2 | 65° - 68°F (18°-20°C) | Feed 100 ppm to 150 ppm | | Daminozide as required | | |

DANZIGER

# VANESSA™

For additional information and availability: VANESSA™

## *Verbena x hortensis*

FINISHING TIPS

- Verbena respond well to Negative DIF to control height (day temperatures are cooler than night temperatures)
- Verbena Vanessa™ will flower easily for early season requirements

| Average Time (from liners) | Temperature | Pinch/ Daylength Modification | Fertilization | Plant Growth Regulator |
|---|---|---|---|---|
| 5 to 6 wks | Average Day | Pinch – optional under high radiation conditions (above 3-4 pair of leaves)<br><br>Day Neutral | 150- 200 ppm N | Daminozide @ 2500 ppm for finishing<br><br>Paclobutrazol @ 1 to 2 ppm drench to finish |
| (12 cm) 5” pot | 60° to 68° F (16°-20° C) | | | |
| 6 to 7 wks | 1 plant per pot | | Soil EC 1.0 - 1.5 pH 5.8 to 6.2 | |
| (15 cm) 6 ½” | | | | |
| 7 to 8 wks | | | | |
| (20 cm) 8” | 3 plants per container | | | |
| 7 to 8 wks | | | | |
| (25cm) 10” | 3 plants per container | | | |

| Finishing | pH | EC | Temp. | Feed | Light | PGR | Fungicide | Comments |
|---|---|---|---|---|---|---|---|---|
| **Week 4 Transplant** | 5.8 to 6.2 | 1.0 to 1.2 | 60° to 68° F (16° to 20° C) | Feed 100 to 150 ppm | | Daminozide @ 2500 ppm as needed | Drench fungicide after transplant | |
| **Week 5 to 12** | 5.8 to 6.2 | 1.2 to 1.5 | 60° to 68° F (6 to 20° C) | Feed 100 to 150 ppm | | Paclobutrazol @ 1 to 2 ppm drench | | Paclobutrazol drench when plants reach 85% of desired size |

| | | |
|---|---|---|
| **Pests** | Aphids | ACETAMIPRID, FLONICAMID, IMIDACLOPRID,DICHLORVOS |
| | Thrip | METHIOCARB, ACRINATHRIN, ABAMECTIN, DICHLORVOS, SPINOSAD |
| **Diseases** | Botrytis | CYPRODINIL+FLUDIOXONIL, IPRODIONE, POLYOXIN |
| | Pythium | PROPAMOCARB |
| | Phytophthora | PROPAMOCARB |

- PGR - Spray Daminozide for height control / Paclobutrazol drench for finishing
- Scout for Aphids, Leaf miners, Thrips and Whiteflies
- PGR applications are based on the label instructions of the commercial product used
- EC guidelines are based on the 2:1 water extraction method

DANZIGER

# VANESSA™ COMPACT

## Verbena x hortensis

- Trialed and selected for mildew tolerance and cycling of color
- The series has been tested for heat tolerance at temperatures with an over 30°C in 2022 at Haberschill, France Trials
- Naturally controlled and well-branched habit
- Little to no PGR needed
- Holds its color into the heat of summer

Vanessa
Lasting Color, Timeless Beauty

Brand Kit >>

**Compact Mounded**

**Hanging Basket**

**12-15 Qt, Gal, Pack**

**Landscape**

**15-20 cm 6-8 in**

**25-36 cm 10-14 in**

**Spring / Summer Flowering**

**Heat tolerant**



**Vanessa™ Compact series**

DANZIGER

# The **VANESSA COMPACT™** Series




**VANESSA™ COMPACT**
**Bicolor Lavender**
VE-24-5734




**VANESSA™ COMPACT**
**Star Shell**
VE-24-4937




**VANESSA™ COMPACT**
**Bicolor Red**



**VANESSA™ COMPACT**
**Bicolor Marshmallow**




**VANESSA™ COMPACT**
**Bicolor Purple**



**VANESSA™ COMPACT**
**Bicolor Rose**



**VANESSA™ COMPACT**
**Bordeaux**



**VANESSA™ COMPACT**
**Deep Pink**



**VANESSA™ COMPACT**
**Hot Red**

DANZIGER

# The **VANESSA™ COMPACT** Series



**VANESSA™ COMPACT**
**Lavender**



**VANESSA™ COMPACT**
**Lime**



**VANESSA™ COMPACT**
**Neon Pink**



**VANESSA™ COMPACT**
**Optik Lavender**



**VANESSA™ COMPACT**
**Pink**




**VANESSA™ COMPACT**
**Red**



**VANESSA™ COMPACT**
**Rosa**



**VANESSA™ COMPACT**
**Violet**




**VANESSA™ COMPACT**
**White**

DANZIGER

# VANESSA™ COMPACT

*Verbena x hortensis*

For additional information and availability: VANESSA™ COMPACT



PROPAGATION TIPS

Stick on priority – Number 3 out of 4 categories

| Average Time | Temperature | Hormone | Fertilization | Fungicide |
|---|---|---|---|---|
| 4 weeks | Weeks 1 - 2<br>72°-74° F (22° - 23°C) | Not required | Weeks 1-2<br>50 ppm N | Spray fungicide to control Botrytis and bacteria day of sticking |
| | Weeks 3 - 4<br>65° - 70° (18° - 21° C) | | Weeks 3-4<br>100 to 150 ppm N | Day of sticking & Week 2 |

- **Irrigation specification –** Reduce mist as soon as possible

- Spray adjuvant at sticking .
- Daminozide at 2000 ppm the day after sticking
  No pinch is necessary for producing an excellent liner- Pinching is optional – under high radiation conditions (above 3-4pair of leaves).
- PGR applications are based on the label instructions of the commercial product used
- EC guidelines are based on the 2:1 water extraction method

| Rooting | pH | EC | Temp. | Feed | Light | PGR | Fungicide | Comments |
|---|---|---|---|---|---|---|---|---|
| Week 1 | 5.8 to 6.2 | 0.80 | 72°-74° F (22° - 23°C) | 50 ppm N in mist | Neutral | Daminozide day after sticking | Day of sticking | Feeding through Mist |
| Week 2 | 5.8 to 6.2 | .80 to .90 | 72°-74° F (22° - 23°C) | 50 ppm N in mist | | | Second fungicide app | |
| Week 3 | 5.8 to 6.2 | .90 to 1.0 | Cool to 68°-70°F (20°-21°C) | Feed 100 ppm to 150 ppm | | | | |
| Week 4 | 5.8 to 6.2 | 1.0 to 1.2 | 65° - 68°F (18°-20°C) | Feed 100 ppm to 150 ppm | | Daminozide as required | | |

DANZIGER

# VANESSA™ COMPACT

*Verbena x hortensis*

For additional information and availability: VANESSA™ COMPACT

FINISHING TIPS

- Verbena respond well to Negative DIF to control height (day temperatures are cooler than night temperatures)
- Verbena Vanessa™ Compact will flower easily for early season requirements

| Average Time (from liners) | Temperature | Pinch/ Daylength Modification | Fertilization | Plant Growth Regulator |
|---|---|---|---|---|
| 5 to 6 wks | Average Day | Pinch – optional under high radiation conditions (above 3-4 pair of leaves)<br><br>Day Neutral | 150 - 200 ppm N | Daminozide @ 2500 ppm for finishing<br><br>Paclobutrazol @ 1 to 2 ppm drench to finish |
| (12 cm) 5” pot | 60°-68° F (16° to 20° C) | | | |
| 6 to 7 wks | 1 plant per pot | | Soil EC 1.0 - 1.5 pH 5.8 to 6.2 | |
| (15 cm) 6 ½” | | | | |
| 7 to 8 wks | | | | |
| (20 cm) 8” | 3 plants per container | | | |
| 7 to 8 wks | | | | |
| (25 cm) 10” | 3 plants per container | | | |

| Finishing | pH | EC | Temp | Feed | Light | PGR | Fungicide | Comments |
|---|---|---|---|---|---|---|---|---|
| **Week 4 Transplant** | 5.8 to 6.2 | 1.0 to 1.2 | 60° to 68° F (16° to 20° C) | Feed 100 to 150 ppm | | Daminozide @ 2500 ppm as needed | Drench fungicide after transplant | |
| **Week 6 to 13** | 5.8 to 6.2 | 1.0 to 1.2 | 60° to 68° F (16° to 20° C) | Feed 100 to 150 ppm | | Paclobutrazol @ 1 to 2 ppm drench | | Paclobutrazol drench when plants reach 85% of desired size |

| | | |
|---|---|---|
| **Pests** | Aphids | ACETAMIPRID, FLONICAMID, IMIDACLOPRID,DICHLORVOS |
| | Thrip | METHIOCARB, ACRINATHRIN, ABAMECTIN, DICHLORVOS, SPINOSAD |
| **Diseases** | Botrytis | CYPRODINIL+FLUDIOXONIL, IPRODIONE, POLYOXIN |
| | Pythium | PROPAMOCARB |
| | Phytophthora | PROPAMOCARB |

- PGR - Spray Daminozide for height control / Paclobutrazol drench for finishing
- Scout for Aphids, Leaf miners, Thrips and Whiteflies

DANZIGER