

RAY™

Petunia hybrida



Brand NEW 22



Sunflower Imp. RAY™

- Large flowers with a mounding habit makes for tidy baskets or great small pots
- Early enough for any market
- No pinching needed
- Mature height and width is 12" x 14" (30cm x 36cm)

PROPAGATION TIPS:


- Stick on priority
- **NA:** Spray Daconil the day of sticking
- **EU&ROW:** Apply a preventative spray for Botrytis
- Mist to keep turgid and keep soil temp at 72-74F (23C) until roots form then lower to 68F (20C)
- Remove from mist as soon as possible
- **NA:** B-9 or B-9/Arest tank mix can be effective to control unwanted growth. **EU & ROW:** Daminozide spray can be effective to control unwanted growth.

FINISHING TIPS:

- Day of transplanting: **NA:** Spray Daconil and water in thoroughly to activate starter charge in soil. **EU&ROW:** Apply a preventative spray for Botrytis
- Feed at 100 to 150 ppm N as needed
- Paclobutrazol drench at 2 ppm can be effective to control unwanted growth

| Container Size Schedule @ADT of 68°F (20°C) | Total weeks from stick to finish |
|---|----------------------------------|
| Quart 12-15 cm pot | 12 -14 weeks |
| Gallon 15-18 cm pot | 12 -14 weeks |
| 8" / 20 cm at 1 ppp | 12-14 weeks |
| 10" / 25 cm at 3 ppp | 12-14 weeks |

More varieties in the RAY™ series:



Sunflower imp. RAY™



Red improved RAY™



Fuchsia RAY™



Purple Vein RAY™




Sunshine RAY™




Black RAY™




Pistachio Cream RAY™



White RAY™



Blue Imp. RAY™



Purple RAY™

For additional technical growing information:

RAY™ [CLICK HERE](#)



www.danzigeronline.com |



Petunia RAY

| | pH | Ec | Min Temp F | Max Temp F | Min TEMP C | Max TEMP C | Pinch | Feed | Light | PGR | Fungicide | Comments |
|--------------------------------------|------------|------------|------------|------------|------------|------------|----------|-----------------------|-------------|-----------|-------------------------|--|
| Rooting | | | | | | | | | | | | |
| Week 1 sticking liner 1 per c | 5.8 to 6.0 | 0.80 | 72 | 74 | 22 | 23 | No Pinch | | Day Neutral | | Daconil day of sticking | |
| Week 2 | 5.8 to 6.0 | .80 to .90 | 72 | 74 | 22 | 23 | No Pinch | | Day Neutral | As Needed | Second app Daconil | |
| Week 3 | 5.8 to 6.0 | .80 to .90 | 65 | 68 | 18 | 20 | No Pinch | Feed 100 to 150 ppm N | Day Neutral | As Needed | | No Pinching Needed for 12 cm or Baskets |
| Week 4 | 5.8 to 6.0 | .90 to 1.2 | 65 | 68 | 18 | 20 | No Pinch | Feed 100 to 150 ppm N | Day Neutral | As Needed | | |
| Week 5 Transplant 1 per pot | 5.8 to 6.0 | .90 to 1.2 | 65 | 68 | 18 | 20 | No Pinch | Feed 100 to 150 ppm N | Day Neutral | As Needed | | |
| Week 6 to 12 | 5.8 to 6.0 | .90 to 1.2 | 65 | 68 | 18 | 20 | No Pinch | Feed 100 to 150 ppm N | Day Neutral | As Needed | | Bonzi can be effective start with a 2 ppm Drench |

Bonzi is effective. Start at 2 ppm Drench as needed