

HARMONY[®]

New Guinea Impatiens



HARMONY[®] Bicolor Red

- Top selling NGI series in North America
- Easy to grow and very reliable in production
- Great in 12 cm/quarts up to hanging basket
- Mature height and width is 16" H x 12" W (41cm H x 30cm W)

PROPAGATION TIPS:

- Stick on priority
- **NA:** Spray Daconil the day of sticking
EU&ROW: Apply a preventative spray for Botrytis
- Mist to keep turgid and keep soil temp at 72-74F (23C) until roots form then lower to 68F (20C)
- Remove from mist as soon as possible

FINISHING TIPS:

- Day of transplanting: **NA:** Spray Daconil and water in thoroughly to activate starter charge in soil.
EU&ROW: Apply a preventative spray for Botrytis
- Feed at 80 to 100 ppm N as needed
- A soil EC of .80 to .90 is ideal (using a 2:1 soil test)
- Paclobutrazol drench at .25 to .5 ppm can be effective to control unwanted growth (only if needed)


Container Size Schedule @ADT of 68°F (20°C)	Total weeks from stick to finish
Quart 12-15 cm pot	12-14 weeks
Gallon 15-18 cm pot	12-14 weeks
8" / 20cm at 1 ppp	12 -14 weeks
10" / 25cm at 3 ppp	12-14 weeks

* Finish time depends on temperature, colder = more grow time

Our best-selling varieties in the HARMONY[®] series:




HARMONY[®] Violet




HARMONY[®] Orange Blaze



HARMONY[®] Snow



HARMONY[®] Magenta



HARMONY[®] Red Cardinal



HARMONY[®]
Dark Lilac



HARMONY[®]
Candy Cream



HARMONY[®]
Purple Cream



HARMONY[®]
Tangerine



HARMONY[®]
Fire

For additional technical growing information:

[HARMONY[®] CLICK HERE](#)



 **DANZIGER**

www.danzigeronline.com | 



Impatiens New

Guinea (Best in 12 cm/6 inch)

	pH	Ec	Min Temp F	Max Temp F	Min TEMP C	Max TEMP C	Pinch	Feed	Light	PGR	Fungicide	Comments
Rooting												
Week 1 sticking liner 1 per cell	6.0 to 6.5	0.80	72	74	22	23	No Pinch		Day Neutral		Daconil day of sticking	
Week 2	6.0 to 6.5	.80 to .90	72	74	22	23	No Pinch		Day Neutral		Second app Daconil	
Week 3	6.0 to 6.5	.80 to .90	72	74	22	23	No Pinch	Feed 65 to 80 ppm N	Day Neutral			
Week 4	6.0 to 6.5	.80 to .90	68	72	20	22	No Pinch	Feed 65 to 80 ppm N	Day Neutral	Bonzi Or Sumagic		
Week 6 Transplant 1 per pot	6.0 to 6.5	.80 to .90	68	72	20	22	No Pinch	Feed 65 to 80 ppm N	Day Neutral			
Week 6 to 14	6.0 to 6.5	.80 to .90	68	72	20	22	No Pinch	Feed 65 to 80 ppm N	Day Neutral			Drench Bonzi if needed at 1/4 of 1 ppm

Flores can be sprayed at 300 ppm the day after sticking the unrooted cutting in the liner. This will reset the flower timing. Only 1 hour is required for the mist to be off for the Florel to work.