

HARMONY®

New Guinea Impatiens



HARMONY® Bicolor
Red

- Top selling NGI series in North America
- Easy to grow and very reliable in production
- Great in 12 cm/quarts up to hanging basket
- Mature height and width is 10 inches x 10 inches

PROPAGATION TIPS:

- Stick on priority
- Spray Daconil the day of sticking
- Mist to keep turgid and keep soil temp at 72-74F (23C) until roots form then lower to 68F (20C)
- Remove from mist as soon as possible

FINISHING TIPS:

- Day of transplanting: Spray Daconil and water in thoroughly to activate starter charge in soil
- Feed at 80 to 100 ppm N as needed
- A soil EC of .80 to .90 is ideal (using a 2:1 soil test)
- Paclobutrazol drench at .25 to .5 ppm can be effective to control unwanted growth (only if needed)


Container Size Schedule @ ADT of 68°F	Total weeks from stick to finish
Quart	12-14 weeks
Gallon	12-14 weeks
"8at 1 ppp	12-14 weeks
"10at 3 ppp	12-14 weeks

* Finish time depends on temperature, colder = more grow time

Our **best-selling** varieties in the HARMONY® series:




HARMONY®
Violet




HARMONY®
Orange Blaze



HARMONY®
Snow



HARMONY®
Magenta




HARMONY®
Red Cardinal



HARMONY®
Dark Lilac



HARMONY®
Candy Cream



HARMONY®
Purple Cream



HARMONY®
Tangerine



HARMONY®
Fire

For additional technical growing information:

HARMONY® [CLICK HERE](#)



 **DANZIGER**

www.danzigeronline.com | 